


RATED LIFT CAPACITY CHART

RIS 1530



MACHINE TYPE	Case CX135			EQUIPMENT	4m73 + 2m10
ISSUE DATE	03.06.2013			SERIAL No	DCH13U0298
FIRST of CLASS	N/A		Lifting point: Bucket pin		
DUTY	CONFIG	SECTOR	Osc Axle	Safety	
1a	ROAD	360°		71%	

	2.00	2.50	3.00	3.50	4.00	4.50	5.00	5.50	6.0	6.5	7.0	7.5	8.0
8.00													
7.00	-	-	4.73a	4.29a	3.14a	-	-	-	-	-	-		
6.00	-	-	4.73a	4.75a	4.62a	3.77	3.12	-	-	-	-		
5.00	-	4.65a	4.93a	5.09a	4.57	3.74	3.13	2.65	-	-	-		
4.00	-	7.63b	6.62b	5.55	4.41	3.63	3.05	2.61	2.25	-	-		
3.00	-	-	-	5.21	4.19	3.48	2.94	2.53	2.2	1.93	-		
2.00	-	-	-	4.88	3.97	3.32	2.83	2.45	2.14	1.89	-		
1.00	-	-	-	4.67	3.80	3.19	2.73	2.37	2.09	1.86	-		
0.00	-	-	5.85a	4.58	3.71	3.11	2.67	2.32	2.05	1.84	-		
-1.00	-	6.25a	5.98	4.57	3.68	3.08	2.64	2.31	2.05	-	-		
-2.00	8.24a	8.13b	6.04	4.61	3.71	3.10	2.66	2.33	-	-	-		
-3.00	6.61b	6.23b	5.75b	4.71	3.8	3.18	2.76	-	-	-	-		
-4.0	-	-	-	-	-	-	-	-	-	-	-		



NOTES	<p>Radius/height are given in METRES. Loads are given in TONNES, and assume that the load is suspended vertically below the bucket pin with no other equipment attached.</p> <p>Loads marked 'b' boom and 'a' arm are limited by hydraulic capacity (87% of sytem maximum hydraulic pressure).</p> <p>All rail duties listed are valid for use on up to a 1:29 gradient, and with a maximum track twist of 27mm</p>
PAGE	1 Of 20

RATED LIFT CAPACITY CHART

RIS 1530

MACHINE TYPE	Case CX135		EQUIPMENT	4m73 + 2m10
ISSUE DATE	03.06.2013		SERIAL No	DCH13U0298
FIRST of CLASS	N/A		Lifting point: Bucket pin	
DUTY	CONFIG	SECTOR	Osc Axle	Safety
2au	RAIL  0 - 50mm	+ / - 20° over front		67%

	2.0	2.5	3.0	3.5	4.0	4.5	5.0	5.5	6.0	6.5	7.0	7.5	8.0
8.00	-	4.42a	-	-	-	-	-	-	-	-	-	-	-
7.0	-	-	4.77a	4.53a	3.92a	-	-	-	-	-	-	-	-
6.0	-	-	4.73a	4.80a	4.73a	4.22	3.54	-	-	-	-	-	-
5.0	-	4.85a	5.14a	5.29a	5.01b	4.16	3.52	3.02	2.27a	-	-	-	-
4.0	-	-	6.98b	6.04	4.87	4.05	3.44	2.97	2.59	-	-	-	-
3.0	-	-	-	5.73	4.66	3.90	3.34	2.90	2.54	2.25	-	-	-
2.0	-	-	-	5.45	4.47	3.76	3.23	2.82	2.49	2.21	-	-	-
1.0	-	-	-	5.29	4.33	3.65	3.15	2.75	2.44	2.18	-	-	-
0.0	-	-	6.57a	5.23	4.26	3.59	3.10	2.71	2.41	2.17	-	-	-
-1.0	5.36a	7.19a	6.76	5.23	4.25	3.58	3.08	2.71	2.41	-	-	-	-
-2.0	8.31b	7.73b	6.83	5.28	4.29	3.61	3.11	2.75	-	-	-	-	-
-3.0	5.90b	5.62b	5.21b	4.72b	4.17b	3.49b	-	-	-	-	-	-	-
-4.0	-	-	-	-	-	-	-	-	-	-	-	-	-



DUTY	CONFIG	SECTOR	Osc Axle	Safety
2al	RAIL  0 - 50mm	+ / - 20° over front		90%

	2.0	2.5	3.0	3.5	4.0	4.5	5.0	5.5	6.0	6.5	7.0	7.5	8.0
8.00	-	4.42a	-	-	-	-	-	-	-	-	-	-	-
7.0	-	-	4.77a	4.53a	3.92a	-	-	-	-	-	-	-	-
6.0	-	-	4.73a	4.80a	4.73a	4.45a	3.72a	-	-	-	-	-	-
5.0	-	4.85a	5.14a	5.29a	5.01b	4.76b	4.27	3.71	2.27a	-	-	-	-
4.0	-	-	6.98b	6.16b	5.58b	4.83	4.18	3.66	3.23	-	-	-	-
3.0	-	-	-	6.47	5.44	4.66	4.05	3.57	3.17	2.83	-	-	-
2.0	-	-	-	6.16	5.21	4.49	3.93	3.47	3.10	2.78	-	-	-
1.0	-	-	-	5.98	5.06	4.37	3.83	3.40	3.04	2.75	-	-	-
0.0	-	-	6.57a	5.91	4.98	4.30	3.77	3.35	3.01	2.73	-	-	-
-1.0	5.36a	7.19a	7.28	5.91	4.97	4.28	3.75	3.34	3.01	-	-	-	-
-2.0	8.31b	7.73b	7.05b	5.96	5.01	4.31	3.79	3.39	-	-	-	-	-
-3.0	5.90b	5.62b	5.21b	4.72b	4.17b	3.49b	-	-	-	-	-	-	-
-4.0	-	-	-	-	-	-	-	-	-	-	-	-	-



NOTES	Radius/height are given in METRES. Loads are given in TONNES, and assume that the load is suspended vertically below the bucket pin with no other equipment attached. All rail duties listed are valid for use on up to a 1:29 gradient, and with a maximum track twist of 27mm
PAGE	2 of 20

RATED LIFT CAPACITY CHART

RIS 1530

MACHINE TYPE	Case CX135		EQUIPMENT	4m73 + 2m10
ISSUE DATE	03.06.2013		SERIAL No	DCH13U0298
FIRST of CLASS	N/A		Lifting point: Bucket pin	
DUTY	CONFIG	SECTOR	Osc Axle	Safety
2bu	RAIL  0 - 50mm	+ /- 21°- 30° over front		67%

	2.0	2.5	3.0	3.5	4.0	4.5	5.0	5.5	6.0	6.5	7.0	7.5	8.0
8.00	-	4.42a	-	-	-	-	-	-	-	-	-	-	-
7.0	-	-	4.77a	4.53a	3.92a	-	-	-	-	-	-	-	-
6.0	-	-	4.73a	4.80a	4.53	3.87	3.35	-	-	-	-	-	-
5.0	-	4.85a	5.14a	5.29	4.46	3.83	3.34	2.93	2.27a	-	-	-	-
4.0	-	-	6.18	5.11	4.33	3.74	3.27	2.89	2.58	-	-	-	-
3.0	-	-	-	4.88	4.17	3.62	3.19	2.83	2.53	2.28	-	-	-
2.0	-	-	-	4.67	4.02	3.51	3.10	2.77	2.49	2.25	-	-	-
1.0	-	-	-	4.55	3.91	3.42	3.03	2.71	2.45	2.22	-	-	-
0.0	-	-	5.41	4.51	3.86	3.37	2.99	2.68	2.42	2.21	-	-	-
-1.0	5.36a	6.79	5.42	4.51	3.85	3.36	2.98	2.67	2.43	-	-	-	-
-2.0	8.31b	6.85	5.47	4.54	3.88	3.38	3.00	2.71	-	-	-	-	-
-3.0	5.90b	5.62b	5.21b	4.62	3.95	3.46	-	-	-	-	-	-	-
-4.0	-	-	-	-	-	-	-	-	-	-	-	-	-



DUTY	CONFIG	SECTOR	Osc Axle	Safety
2bl	RAIL  0 - 50mm	+ /- 21°- 30° over front		90%

	2.0	2.5	3.0	3.5	4.0	4.5	5.0	5.5	6.0	6.5	7.0	7.5	8.0
8.00	-	4.42a	-	-	-	-	-	-	-	-	-	-	-
7.0	-	-	4.77a	4.53a	3.92a	-	-	-	-	-	-	-	-
6.0	-	-	4.73a	4.80a	4.73a	4.45a	3.72a	-	-	-	-	-	-
5.0	-	4.85a	5.14a	5.29a	5.01b	4.45	3.84	3.34	2.27a	-	-	-	-
4.0	-	-	6.98b	6.04	5.06	4.32	3.75	3.29	2.90	-	-	-	-
3.0	-	-	-	5.71	4.83	4.16	3.63	3.20	2.84	2.52	-	-	-
2.0	-	-	-	5.42	4.62	4.00	3.51	3.11	2.78	2.48	-	-	-
1.0	-	-	-	5.24	4.47	3.88	3.41	3.03	2.72	2.43	-	-	-
0.0	-	-	6.30	5.18	4.40	3.81	3.35	2.99	2.69	2.42	-	-	-
-1.0	5.36a	7.19a	6.32	5.18	4.38	3.79	3.34	2.98	2.69	-	-	-	-
-2.0	8.31b	7.73b	6.39	5.23	4.42	3.83	3.37	3.03	-	-	-	-	-
-3.0	5.90b	5.62b	5.21b	4.72b	4.17b	3.49b	-	-	-	-	-	-	-
-4.0	-	-	-	-	-	-	-	-	-	-	-	-	-



NOTES	Radius/height are given in METRES. Loads are given in TONNES, and assume that the load is suspended vertically below the bucket pin with no other equipment attached. All rail duties listed are valid for use on up to a 1:29 gradient, and with a maximum track twist of 27mm
PAGE	3 of 20

RATED LIFT CAPACITY CHART

RIS 1530

MACHINE TYPE	Case CX135		EQUIPMENT	4m73 + 2m10
ISSUE DATE	03.06.2013		SERIAL No	DCH13U0298
FIRST of CLASS	N/A		Lifting point: Bucket pin	
DUTY	CONFIG	SECTOR	Osc Axle	Safety
2cu	RAIL  0 - 50mm	+ /- 31° - 40° over front		67%

	2.0	2.5	3.0	3.5	4.0	4.5	5.0	5.5	6.0	6.5	7.0	7.5	8.0
8.00	-	4.42a	-	-	-	-	-	-	-	-	-	-	-
7.0	-	-	4.77a	3.92	3.04	-	-	-	-	-	-	-	-
6.0	-	-	4.73a	3.92	3.07	2.48	2.03	-	-	-	-	-	-
5.0	-	4.85a	5.05	3.79	2.99	2.42	2.01	1.68	1.41	-	-	-	-
4.0	-	-	4.67	3.55	2.82	2.31	1.93	1.63	1.39	-	-	-	-
3.0	-	-	-	3.23	2.61	2.16	1.83	1.56	1.35	1.16	-	-	-
2.0	-	-	-	2.95	2.41	2.02	1.72	1.48	1.29	1.13	-	-	-
1.0	-	-	-	2.79	2.28	1.91	1.64	1.42	1.24	1.10	-	-	-
0.0	-	-	3.54	2.73	2.21	1.85	1.59	1.38	1.21	1.08	-	-	-
-1.0	5.36a	5.09	3.57	2.73	2.20	1.84	1.57	1.37	1.22	-	-	-	-
-2.0	8.31b	5.19	3.64	2.78	2.24	1.87	1.60	1.41	-	-	-	-	-
-3.0	5.90b	5.37	3.77	2.89	2.33	1.97	-	-	-	-	-	-	-
-4.0	-	-	-	-	-	-	-	-	-	-	-	-	-



DUTY	CONFIG	SECTOR	Osc Axle	Safety
2cl	RAIL  0 - 50mm	+ /- 31° - 40° over front		75%

	2.0	2.5	3.0	3.5	4.0	4.5	5.0	5.5	6.0	6.5	7.0	7.5	8.0
8.00	-	4.42a	-	-	-	-	-	-	-	-	-	-	-
7.0	-	-	4.77a	4.53a	3.92a	-	-	-	-	-	-	-	-
6.0	-	-	4.73a	4.80a	4.36	3.64	3.09	-	-	-	-	-	-
5.0	-	4.85a	5.14a	5.21	4.28	3.59	3.07	2.65	2.27a	-	-	-	-
4.0	-	-	6.22	4.98	4.12	3.48	2.99	2.60	2.28	-	-	-	-
3.0	-	-	-	4.68	3.91	3.33	2.89	2.53	2.23	1.98	-	-	-
2.0	-	-	-	4.42	3.72	3.19	2.78	2.45	2.17	1.94	-	-	-
1.0	-	-	-	4.26	3.59	3.09	2.69	2.38	2.12	1.91	-	-	-
0.0	-	-	5.20	4.21	3.52	3.03	2.64	2.34	2.10	1.90	-	-	-
-1.0	5.36a	6.87	5.23	4.21	3.51	3.01	2.63	2.33	2.10	-	-	-	-
-2.0	8.31b	6.96	5.29	4.25	3.55	3.04	2.66	2.38	-	-	-	-	-
-3.0	5.90b	5.62b	5.21b	4.36	3.64	3.14	-	-	-	-	-	-	-
-4.0	-	-	-	-	-	-	-	-	-	-	-	-	-



NOTES	Radius/height are given in METRES. Loads are given in TONNES, and assume that the load is suspended vertically below the bucket pin with no other equipment attached. All rail duties listed are valid for use on up to a 1:29 gradient, and with a maximum track twist of 27mm
PAGE	4 of 20

RATED LIFT CAPACITY CHART

RIS 1530

MACHINE TYPE	Case CX135		EQUIPMENT	4m73 + 2m10
ISSUE DATE	03.06.2013		SERIAL No	DCH13U0298
FIRST of CLASS	N/A		Lifting point: Bucket pin	
DUTY	CONFIG	SECTOR	Osc Axle	Safety
2du	RAIL  0 - 50mm	+ /- 41° - 50° over front		67%

	2.0	2.5	3.0	3.5	4.0	4.5	5.0	5.5	6.0	6.5	7.0	7.5	8.0
8.00	-	4.42a	-	-	-	-	-	-	-	-	-	-	-
7.0	-	-	4.56	3.37	2.59	-	-	-	-	-	-	-	-
6.0	-	-	4.54	3.37	2.62	2.09	1.69	-	-	-	-	-	-
5.0	-	4.85a	4.34	3.24	2.53	2.04	1.67	1.39	1.14	-	-	-	-
4.0	-	-	3.96	2.99	2.37	1.92	1.59	1.34	1.13	-	-	-	-
3.0	-	-	-	2.68	2.16	1.78	1.49	1.26	1.08	0.92	-	-	-
2.0	-	-	-	2.40	1.96	1.63	1.38	1.19	1.02	0.89	-	-	-
1.0	-	-	-	2.24	1.82	1.53	1.30	1.12	0.98	0.86	-	-	-
0.0	-	-	2.84	2.17	1.76	1.47	1.25	1.08	0.95	0.84	-	-	-
-1.0	5.36a	4.11	2.86	2.18	1.75	1.45	1.24	1.07	0.95	-	-	-	-
-2.0	7.15	4.21	2.93	2.23	1.78	1.48	1.27	1.12	-	-	-	-	-
-3.0	5.90b	4.39	3.06	2.33	1.88	1.58	-	-	-	-	-	-	-
-4.0	-	-	-	-	-	-	-	-	-	-	-	-	-



DUTY	CONFIG	SECTOR	Osc Axle	Safety
2dl	RAIL  0 - 50mm	+ /- 41° - 50° over front		75%

	2.0	2.5	3.0	3.5	4.0	4.5	5.0	5.5	6.0	6.5	7.0	7.5	8.0
8.00	-	4.42a	-	-	-	-	-	-	-	-	-	-	-
7.0	-	-	4.77a	4.53a	3.70	-	-	-	-	-	-	-	-
6.0	-	-	4.73a	4.55	3.73	3.12	2.64	-	-	-	-	-	-
5.0	-	4.85a	5.14a	4.43	3.65	3.07	2.63	2.26	1.95	-	-	-	-
4.0	-	-	5.22	4.21	3.50	2.97	2.55	2.22	1.94	-	-	-	-
3.0	-	-	-	3.93	3.30	2.82	2.45	2.14	1.89	1.68	-	-	-
2.0	-	-	-	3.68	3.12	2.69	2.35	2.07	1.84	1.64	-	-	-
1.0	-	-	-	3.53	2.99	2.58	2.26	2.00	1.79	1.61	-	-	-
0.0	-	-	4.26	3.47	2.93	2.53	2.21	1.96	1.76	1.59	-	-	-
-1.0	5.36a	5.55	4.28	3.48	2.92	2.51	2.20	1.96	1.76	-	-	-	-
-2.0	7.90	5.63	4.34	3.52	2.95	2.54	2.23	2.00	-	-	-	-	-
-3.0	5.90b	5.62b	4.45	3.62	3.04	2.64	-	-	-	-	-	-	-
-4.0	-	-	-	-	-	-	-	-	-	-	-	-	-



NOTES	Radius/height are given in METRES. Loads are given in TONNES, and assume that the load is suspended vertically below the bucket pin with no other equipment attached. All rail duties listed are valid for use on up to a 1:29 gradient, and with a maximum track twist of 27mm
PAGE	5 of 20

RATED LIFT CAPACITY CHART

RIS 1530

MACHINE TYPE	Case CX135		EQUIPMENT	4m73 + 2m10
ISSUE DATE	03.06.2013		SERIAL No	DCH13U0298
FIRST of CLASS	N/A		Lifting point: Bucket pin	
DUTY	CONFIG	SECTOR	Osc Axle	Safety
2eu	RAIL  0 - 50mm	+/- 50° - 150°		67%

	2.0	2.5	3.0	3.5	4.0	4.5	5.0	5.5	6.0	6.5	7.0	7.5	8.0
8.00	-	3.7	-	-	-	-	-	-	-	-	-	-	-
7.0	-	-	2.93	2.27	1.78	-	-	-	-	-	-	-	-
6.0	-	-	2.91	2.27	1.81	1.47	1.19	-	-	-	-	-	-
5.0	-	3.69	2.76	2.16	1.74	1.42	1.18	0.98	0.80	-	-	-	-
4.0	-	-	2.48	1.97	1.60	1.33	1.11	0.93	0.79	-	-	-	-
3.0	-	-	-	1.72	1.43	1.20	1.02	0.87	0.74	0.63	-	-	-
2.0	-	-	-	1.50	1.27	1.08	0.93	0.80	0.69	0.59	-	-	-
1.0	-	-	-	1.37	1.16	0.99	0.86	0.74	0.65	0.55	-	-	-
0.0	-	-	1.64	1.32	1.10	0.94	0.81	0.71	0.63	0.54	-	-	-
-1.0	3.18	2.20	1.66	1.32	1.09	0.93	0.80	0.70	0.63	-	-	-	-
-2.0	3.25	2.26	1.71	1.36	1.12	0.95	0.83	0.74	-	-	-	-	-
-3.0	3.40	2.38	1.81	1.45	1.20	1.04	-	-	-	-	-	-	-
-4.0	-	-	-	-	-	-	-	-	-	-	-	-	-



DUTY	CONFIG	SECTOR	Osc Axle	Safety
2el	RAIL  0 - 50mm	+/- 50° - 150°		90%

	2.0	2.5	3.0	3.5	4.0	4.5	5.0	5.5	6.0	6.5	7.0	7.5	8.0
8.00	-	4.42a	-	-	-	-	-	-	-	-	-	-	-
7.0	-	-	4.77a	4.02	3.06	-	-	-	-	-	-	-	-
6.0	-	-	4.73a	4.02	3.10	2.43	1.89	-	-	-	-	-	-
5.0	-	4.85a	5.14a	3.85	2.99	2.35	1.86	1.47	1.14	-	-	-	-
4.0	-	-	4.68	3.52	2.77	2.18	1.74	1.40	1.12	-	-	-	-
3.0	-	-	-	3.10	2.46	1.97	1.59	1.29	1.05	0.84	-	-	-
2.0	-	-	-	2.72	2.17	1.75	1.43	1.17	0.96	0.78	-	-	-
1.0	-	-	-	2.48	1.97	1.59	1.30	1.08	0.89	0.74	-	-	-
0.0	-	-	3.17	2.39	1.87	1.50	1.23	1.02	0.85	0.72	-	-	-
-1.0	5.36a	4.64	3.20	2.39	1.85	1.48	1.21	1.01	0.86	-	-	-	-
-2.0	8.17	4.77	3.30	2.46	1.90	1.52	1.26	1.07	-	-	-	-	-
-3.0	5.90b	5.01	3.48	2.63	2.05	1.67	-	-	-	-	-	-	-
-4.0	-	-	-	-	-	-	-	-	-	-	-	-	-



NOTES	Radius/height are given in METRES. Loads are given in TONNES, and assume that the load is suspended vertically below the bucket pin with no other equipment attached. All rail duties listed are valid for use on up to a 1:29 gradient, and with a maximum track twist of 27mm
PAGE	6 of 20

RATED LIFT CAPACITY CHART

RIS 1530

MACHINE TYPE	Case CX135		EQUIPMENT	4m73 + 2m10
ISSUE DATE	03.06.2013		SERIAL No	DCH13U0298
FIRST of CLASS	N/A		Lifting point: Bucket pin	
DUTY	CONFIG	SECTOR	Osc Axle	Safety
2fu	RAIL  0 - 50mm	+ / - 31°- 40° over rear		67%

	2.0	2.5	3.0	3.5	4.0	4.5	5.0	5.5	6.0	6.5	7.0	7.5	8.0
8.00	-	4.3	-	-	-	-	-	-	-	-	-	-	-
7.0	-	-	3.38	2.61	2.06	-	-	-	-	-	-	-	-
6.0	-	-	3.36	2.61	2.09	1.70	1.39	-	-	-	-	-	-
5.0	-	4.30	3.20	2.50	2.01	1.65	1.38	1.15	0.95	-	-	-	-
4.0	-	-	2.91	2.30	1.87	1.56	1.31	1.11	0.94	-	-	-	-
3.0	-	-	-	2.04	1.70	1.43	1.21	1.04	0.90	0.77	-	-	-
2.0	-	-	-	1.81	1.53	1.30	1.12	0.97	0.84	0.74	-	-	-
1.0	-	-	-	1.68	1.41	1.21	1.05	0.91	0.80	0.71	-	-	-
0.0	-	-	2.03	1.63	1.36	1.16	1.00	0.88	0.78	0.70	-	-	-
-1.0	3.99	2.73	2.05	1.63	1.35	1.15	0.99	0.87	0.78	-	-	-	-
-2.0	4.06	2.80	2.10	1.67	1.38	1.17	1.02	0.91	-	-	-	-	-
-3.0	4.22	2.92	2.21	1.76	1.46	1.26	-	-	-	-	-	-	-
-4.0	-	-	-	-	-	-	-	-	-	-	-	-	-



DUTY	CONFIG	SECTOR	Osc Axle	Safety
2fl	RAIL  0 - 50mm	+ / - 31°- 40° over rear		90%

	2.0	2.5	3.0	3.5	4.0	4.5	5.0	5.5	6.0	6.5	7.0	7.5	8.0
8.00	-	4.42a	-	-	-	-	-	-	-	-	-	-	-
7.0	-	-	4.77a	4.53a	3.92a	-	-	-	-	-	-	-	-
6.0	-	-	4.73a	4.80a	4.12	3.10	2.37	-	-	-	-	-	-
5.0	-	4.85a	5.14a	5.29a	3.96	3.02	2.33	1.80	1.37	-	-	-	-
4.0	-	-	6.98b	5.03	3.67	2.82	2.19	1.72	1.35	-	-	-	-
3.0	-	-	-	4.43	3.29	2.56	2.00	1.58	1.26	1.00	-	-	-
2.0	-	-	-	3.89	2.94	2.29	1.80	1.45	1.17	0.94	-	-	-
1.0	-	-	-	3.57	2.70	2.08	1.65	1.33	1.08	0.88	-	-	-
0.0	-	-	5.15	3.45	2.57	1.97	1.56	1.26	1.03	0.86	-	-	-
-1.0	5.36a	7.19a	5.20	3.45	2.54	1.94	1.54	1.25	1.04	-	-	-	-
-2.0	8.31b	7.73b	5.36	3.55	2.61	2.00	1.59	1.32	-	-	-	-	-
-3.0	5.90b	5.62b	5.21b	3.76	2.80	2.18	-	-	-	-	-	-	-
-4.0	-	-	-	-	-	-	-	-	-	-	-	-	-



NOTES	Radius/height are given in METRES. Loads are given in TONNES, and assume that the load is suspended vertically below the bucket pin with no other equipment attached. All rail duties listed are valid for use on up to a 1:29 gradient, and with a maximum track twist of 27mm
PAGE	7 of 20

RATED LIFT CAPACITY CHART

RIS 1530

MACHINE TYPE	Case CX135		EQUIPMENT	4m73 + 2m10
ISSUE DATE	03.06.2013		SERIAL No	DCH13U0298
FIRST of CLASS	N/A		Lifting point: Bucket pin	
DUTY	CONFIG	SECTOR	Osc Axle	Safety
2gu	RAIL  0 - 50mm	+ / - 21°- 30° over rear		67%

	2.0	2.5	3.0	3.5	4.0	4.5	5.0	5.5	6.0	6.5	7.0	7.5	8.0
8.00	-	4.42a	-	-	-	-	-	-	-	-	-	-	-
7.0	-	-	4.77a	3.51	2.66	-	-	-	-	-	-	-	-
6.0	-	-	4.73a	3.51	2.69	2.13	1.71	-	-	-	-	-	-
5.0	-	4.85a	4.61	3.37	2.60	2.08	1.69	1.39	1.14	-	-	-	-
4.0	-	-	4.19	3.11	2.43	1.96	1.61	1.34	1.13	-	-	-	-
3.0	-	-	-	2.78	2.21	1.81	1.50	1.27	1.08	0.92	-	-	-
2.0	-	-	-	2.48	2.00	1.66	1.39	1.19	1.02	0.88	-	-	-
1.0	-	-	-	2.31	1.86	1.54	1.31	1.12	0.97	0.85	-	-	-
0.0	-	-	2.98	2.24	1.79	1.48	1.25	1.08	0.94	0.84	-	-	-
-1.0	5.36a	4.47	3.01	2.24	1.78	1.47	1.24	1.07	0.95	-	-	-	-
-2.0	8.31b	4.58	3.08	2.30	1.82	1.50	1.27	1.12	-	-	-	-	-
-3.0	5.90b	4.78	3.23	2.41	1.92	1.60	-	-	-	-	-	-	-
-4.0	-	-	-	-	-	-	-	-	-	-	-	-	-



DUTY	CONFIG	SECTOR	Osc Axle	Safety
2gl	RAIL  0 - 50mm	+ / - 21°- 30° over rear		90%

	2.0	2.5	3.0	3.5	4.0	4.5	5.0	5.5	6.0	6.5	7.0	7.5	8.0
8.00	-	4.42a	-	-	-	-	-	-	-	-	-	-	-
7.0	-	-	4.77a	4.53a	3.92a	-	-	-	-	-	-	-	-
6.0	-	-	4.73a	4.80a	4.53	3.46	2.71	-	-	-	-	-	-
5.0	-	4.85a	5.14a	5.29a	4.38	3.37	2.67	2.11	1.64	-	-	-	-
4.0	-	-	6.98b	5.54	4.09	3.18	2.54	2.02	1.62	-	-	-	-
3.0	-	-	-	4.95	3.72	2.93	2.35	1.89	1.54	1.25	-	-	-
2.0	-	-	-	4.43	3.38	2.69	2.16	1.75	1.44	1.19	-	-	-
1.0	-	-	-	4.12	3.14	2.49	2.01	1.64	1.36	1.13	-	-	-
0.0	-	-	5.87	4.01	3.03	2.38	1.92	1.57	1.31	1.11	-	-	-
-1.0	5.36a	7.19a	5.92	4.01	3.01	2.36	1.89	1.56	1.32	-	-	-	-
-2.0	8.31b	7.73b	6.07	4.10	3.07	2.41	1.95	1.63	-	-	-	-	-
-3.0	5.90b	5.62b	5.21b	4.31	3.24	2.59	-	-	-	-	-	-	-
-4.0	-	-	-	-	-	-	-	-	-	-	-	-	-



NOTES	Radius/height are given in METRES. Loads are given in TONNES, and assume that the load is suspended vertically below the bucket pin with no other equipment attached. All rail duties listed are valid for use on up to a 1:29 gradient, and with a maximum track twist of 27mm
PAGE	8 of 20

RATED LIFT CAPACITY CHART

RIS 1530

MACHINE TYPE	Case CX135		EQUIPMENT	4m73 + 2m10
ISSUE DATE	03.06.2013		SERIAL No	DCH13U0298
FIRST of CLASS	N/A		Lifting point: Bucket pin	
DUTY	CONFIG	SECTOR	Osc Axle	Safety
2hu	RAIL  0 - 50mm	+ / - 11°- 20° over rear		67%

	2.0	2.5	3.0	3.5	4.0	4.5	5.0	5.5	6.0	6.5	7.0	7.5	8.0
8.00	-	4.42a	-	-	-	-	-	-	-	-	-	-	-
7.0	-	-	4.10	3.34	2.77	-	-	-	-	-	-	-	-
6.0	-	-	4.09	3.34	2.79	2.36	2.02	-	-	-	-	-	-
5.0	-	4.85a	3.96	3.25	2.73	2.32	2.00	1.74	1.51	-	-	-	-
4.0	-	-	3.72	3.08	2.60	2.24	1.94	1.70	1.50	-	-	-	-
3.0	-	-	-	2.86	2.45	2.12	1.86	1.64	1.46	1.29	-	-	-
2.0	-	-	-	2.66	2.30	2.01	1.78	1.58	1.41	1.26	-	-	-
1.0	-	-	-	2.55	2.20	1.93	1.71	1.52	1.37	1.24	-	-	-
0.0	-	-	2.99	2.51	2.15	1.88	1.67	1.49	1.35	1.23	-	-	-
-1.0	4.96	3.75	3.01	2.51	2.15	1.87	1.66	1.49	1.35	-	-	-	-
-2.0	5.01	3.81	3.05	2.54	2.17	1.90	1.68	1.52	-	-	-	-	-
-3.0	5.12	3.91	3.14	2.62	2.24	1.97	-	-	-	-	-	-	-
-4.0	-	-	-	-	-	-	-	-	-	-	-	-	-



DUTY	CONFIG	SECTOR	Osc Axle	Safety
2hl	RAIL  0 - 50mm	+ / - 11°- 20° over rear		90%

	2.0	2.5	3.0	3.5	4.0	4.5	5.0	5.5	6.0	6.5	7.0	7.5	8.0
8.00	-	4.42a	-	-	-	-	-	-	-	-	-	-	-
7.0	-	-	4.77a	4.53a	3.92a	-	-	-	-	-	-	-	-
6.0	-	-	4.73a	4.80a	4.67	3.84	3.21	-	-	-	-	-	-
5.0	-	4.85a	5.14a	5.29a	4.56	3.78	3.18	2.71	2.27a	-	-	-	-
4.0	-	-	6.83	5.35	4.35	3.63	3.09	2.65	2.26	-	-	-	-
3.0	-	-	-	4.97	4.09	3.45	2.95	2.54	2.19	1.89	-	-	-
2.0	-	-	-	4.63	3.85	3.27	2.82	2.43	2.11	1.83	-	-	-
1.0	-	-	-	4.43	3.68	3.13	2.71	2.34	2.04	1.79	-	-	-
0.0	-	-	5.49	4.35	3.60	3.06	2.64	2.29	2.00	1.77	-	-	-
-1.0	5.36a	7.19a	5.52	4.35	3.59	3.04	2.63	2.28	2.01	-	-	-	-
-2.0	8.31b	7.61	5.61	4.41	3.63	3.08	2.67	2.34	-	-	-	-	-
-3.0	5.90b	5.62b	5.21b	4.55	3.75	3.20	-	-	-	-	-	-	-
-4.0	-	-	-	-	-	-	-	-	-	-	-	-	-



NOTES	Radius/height are given in METRES. Loads are given in TONNES, and assume that the load is suspended vertically below the bucket pin with no other equipment attached. All rail duties listed are valid for use on up to a 1:29 gradient, and with a maximum track twist of 27mm
PAGE	9 of 20

RATED LIFT CAPACITY CHART

RIS 1530

MACHINE TYPE	Case CX135		EQUIPMENT	4m73 + 2m10
ISSUE DATE	03.06.2013		SERIAL No	DCH13U0298
FIRST of CLASS	N/A		Lifting point: Bucket pin	
DUTY	CONFIG	SECTOR	Osc Axle	Safety
2iu	RAIL  0 - 50mm	+ / - 10° over rear		67%

	2.0	2.5	3.0	3.5	4.0	4.5	5.0	5.5	6.0	6.5	7.0	7.5	8.0
8.00	-	4.42a	-	-	-	-	-	-	-	-	-	-	-
7.0	-	-	4.77a	4.41	3.73	-	-	-	-	-	-	-	-
6.0	-	-	4.73a	4.41	3.75	3.24	2.82	-	-	-	-	-	-
5.0	-	4.85a	5.14a	4.33	3.69	3.20	2.81	2.48	2.19	-	-	-	-
4.0	-	-	4.94	4.16	3.58	3.12	2.75	2.44	2.18	-	-	-	-
3.0	-	-	-	3.96	3.43	3.01	2.67	2.39	2.15	1.94	-	-	-
2.0	-	-	-	3.77	3.29	2.91	2.59	2.33	2.10	1.91	-	-	-
1.0	-	-	-	3.67	3.20	2.83	2.53	2.28	2.06	1.88	-	-	-
0.0	-	-	4.27	3.63	3.15	2.78	2.49	2.24	2.04	1.87	-	-	-
-1.0	5.36a	5.21	4.28	3.63	3.15	2.77	2.48	2.24	2.04	-	-	-	-
-2.0	6.71	5.27	4.32	3.66	3.17	2.80	2.50	2.27	-	-	-	-	-
-3.0	5.90b	5.36	4.40	3.73	3.24	2.87	-	-	-	-	-	-	-
-4.0	-	-	-	-	-	-	-	-	-	-	-	-	-



DUTY	CONFIG	SECTOR	Osc Axle	Safety
2il	RAIL  0 - 50mm	+ / - 10° over rear		90%

	2.0	2.5	3.0	3.5	4.0	4.5	5.0	5.5	6.0	6.5	7.0	7.5	8.0
8.00	-	4.42a	-	-	-	-	-	-	-	-	-	-	-
7.0	-	-	4.77a	4.53a	3.92a	-	-	-	-	-	-	-	-
6.0	-	-	4.73a	4.80a	4.73a	4.45a	3.72a	-	-	-	-	-	-
5.0	-	4.85a	5.14a	5.29a	5.01b	4.76b	4.32	3.69	2.27a	-	-	-	-
4.0	-	-	6.98b	6.16b	5.58b	4.98	4.22	3.63	3.16	-	-	-	-
3.0	-	-	-	7.05	5.73	4.78	4.08	3.53	3.09	2.72	-	-	-
2.0	-	-	-	6.67	5.46	4.59	3.94	3.42	3.01	2.67	-	-	-
1.0	-	-	-	6.45	5.28	4.44	3.82	3.34	2.95	2.63	-	-	-
0.0	-	-	6.57a	6.37	5.19	4.36	3.75	3.28	2.91	2.61	-	-	-
-1.0	5.36a	7.19a	8.27	6.37	5.17	4.34	3.74	3.27	2.92	-	-	-	-
-2.0	8.31b	7.73b	7.05b	6.37b	5.22	4.38	3.78	3.33	-	-	-	-	-
-3.0	5.90b	5.62b	5.21b	4.72b	4.17b	3.49b	-	-	-	-	-	-	-
-4.0	-	-	-	-	-	-	-	-	-	-	-	-	-



NOTES	Radius/height are given in METRES. Loads are given in TONNES, and assume that the load is suspended vertically below the bucket pin with no other equipment attached. All rail duties listed are valid for use on up to a 1:29 gradient, and with a maximum track twist of 27mm
PAGE	10 of 20

RATED LIFT CAPACITY CHART

RIS 1530

MACHINE TYPE	Case CX135		EQUIPMENT	4m73 + 2m10
ISSUE DATE	03.06.2013		SERIAL No	DCH13U0298
FIRST of CLASS	N/A		Lifting point: Bucket pin	
DUTY	CONFIG	SECTOR	Osc Axle	Safety
3au	RAIL  50 - 150mm	+ / - 20° over front		67%

	2.0	2.5	3.0	3.5	4.0	4.5	5.0	5.5	6.0	6.5	7.0	7.5	8.0
8.00	-	4.42a	-	-	-	-	-	-	-	-	-	-	-
7.0	-	-	4.77a	4.53a	3.92a	-	-	-	-	-	-	-	-
6.0	-	-	4.73a	4.80a	4.73a	4.22	3.54	-	-	-	-	-	-
5.0	-	4.85a	5.14a	5.29a	5.01b	4.16	3.52	3.02	2.27a	-	-	-	-
4.0	-	-	6.98b	6.04	4.87	4.05	3.44	2.97	2.59	-	-	-	-
3.0	-	-	-	5.73	4.66	3.90	3.34	2.90	2.54	2.25	-	-	-
2.0	-	-	-	5.45	4.47	3.76	3.23	2.82	2.49	2.21	-	-	-
1.0	-	-	-	5.29	4.33	3.65	3.15	2.75	2.44	2.18	-	-	-
0.0	-	-	6.57a	5.23	4.26	3.59	3.10	2.71	2.41	2.17	-	-	-
-1.0	5.36a	7.19a	6.76	5.23	4.25	3.58	3.08	2.71	2.41	-	-	-	-
-2.0	8.31b	7.73b	6.83	5.28	4.29	3.61	3.11	2.75	-	-	-	-	-
-3.0	5.90b	5.62b	5.21b	4.72b	4.17b	3.49b	-	-	-	-	-	-	-
-4.0	-	-	-	-	-	-	-	-	-	-	-	-	-



DUTY	CONFIG	SECTOR	Osc Axle	Safety
3al	RAIL  50 - 150mm	+ / - 20° over front		90%

	2.0	2.5	3.0	3.5	4.0	4.5	5.0	5.5	6.0	6.5	7.0	7.5	8.0
8.00	-	4.42a	-	-	-	-	-	-	-	-	-	-	-
7.0	-	-	4.77a	4.53a	3.92a	-	-	-	-	-	-	-	-
6.0	-	-	4.73a	4.80a	4.73a	4.45a	3.72a	-	-	-	-	-	-
5.0	-	4.85a	5.14a	5.29a	5.01b	4.76b	4.27	3.71	2.27a	-	-	-	-
4.0	-	-	6.98b	6.16b	5.58b	4.83	4.18	3.66	3.23	-	-	-	-
3.0	-	-	-	6.47	5.44	4.66	4.05	3.57	3.17	2.83	-	-	-
2.0	-	-	-	6.16	5.21	4.49	3.93	3.47	3.10	2.78	-	-	-
1.0	-	-	-	5.98	5.06	4.37	3.83	3.40	3.04	2.75	-	-	-
0.0	-	-	6.57a	5.91	4.98	4.30	3.77	3.35	3.01	2.73	-	-	-
-1.0	5.36a	7.19a	7.28	5.91	4.97	4.28	3.75	3.34	3.01	-	-	-	-
-2.0	8.31b	7.73b	7.05b	5.96	5.01	4.31	3.79	3.39	-	-	-	-	-
-3.0	5.90b	5.62b	5.21b	4.72b	4.17b	3.49b	-	-	-	-	-	-	-
-4.0	-	-	-	-	-	-	-	-	-	-	-	-	-



NOTES	Radius/height are given in METRES. Loads are given in TONNES, and assume that the load is suspended vertically below the bucket pin with no other equipment attached. All rail duties listed are valid for use on up to a 1:29 gradient, and with a maximum track twist of 27mm
PAGE	11 of 20

RATED LIFT CAPACITY CHART

RIS 1530

MACHINE TYPE	Case CX135		EQUIPMENT	4m73 + 2m10
ISSUE DATE	03.06.2013		SERIAL No	DCH13U0298
FIRST of CLASS	N/A		Lifting point: Bucket pin	
DUTY	CONFIG	SECTOR	Osc Axle	Safety
3bu	RAIL  50 - 150mm	+ /- 21° - 30° over front		67%

	2.0	2.5	3.0	3.5	4.0	4.5	5.0	5.5	6.0	6.5	7.0	7.5	8.0
8.00	-	4.42a	-	-	-	-	-	-	-	-	-	-	-
7.0	-	-	4.77a	4.53a	3.92a	-	-	-	-	-	-	-	-
6.0	-	-	4.73a	4.80a	4.53	3.87	3.35	-	-	-	-	-	-
5.0	-	4.85a	5.14a	5.29	4.46	3.83	3.34	2.93	2.27a	-	-	-	-
4.0	-	-	6.18	5.11	4.33	3.74	3.27	2.89	2.58	-	-	-	-
3.0	-	-	-	4.88	4.17	3.62	3.19	2.83	2.53	2.28	-	-	-
2.0	-	-	-	4.67	4.02	3.51	3.10	2.77	2.49	2.25	-	-	-
1.0	-	-	-	4.55	3.91	3.42	3.03	2.71	2.45	2.22	-	-	-
0.0	-	-	5.41	4.51	3.86	3.37	2.99	2.68	2.42	2.21	-	-	-
-1.0	5.36a	6.79	5.42	4.51	3.85	3.36	2.98	2.67	2.43	-	-	-	-
-2.0	8.31b	6.85	5.47	4.54	3.88	3.38	3.00	2.71	-	-	-	-	-
-3.0	5.90b	5.62b	5.21b	4.62	3.95	3.46	-	-	-	-	-	-	-
-4.0	-	-	-	-	-	-	-	-	-	-	-	-	-

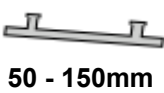

DUTY	CONFIG	SECTOR	Osc Axle	Safety
3bl	RAIL  50 - 150mm	+ /- 21° - 30° over front		90%

	2.0	2.5	3.0	3.5	4.0	4.5	5.0	5.5	6.0	6.5	7.0	7.5	8.0
8.00	-	4.42a	-	-	-	-	-	-	-	-	-	-	-
7.0	-	-	4.77a	4.53a	3.92a	-	-	-	-	-	-	-	-
6.0	-	-	4.73a	4.80a	4.73a	4.45a	3.72a	-	-	-	-	-	-
5.0	-	4.85a	5.14a	5.29a	5.01b	4.45	3.84	3.34	2.27a	-	-	-	-
4.0	-	-	6.98b	6.04	5.06	4.32	3.75	3.29	2.90	-	-	-	-
3.0	-	-	-	5.71	4.83	4.16	3.63	3.20	2.84	2.52	-	-	-
2.0	-	-	-	5.42	4.62	4.00	3.51	3.11	2.78	2.48	-	-	-
1.0	-	-	-	5.24	4.47	3.88	3.41	3.03	2.72	2.43	-	-	-
0.0	-	-	6.30	5.18	4.40	3.81	3.35	2.99	2.69	2.42	-	-	-
-1.0	5.36a	7.19a	6.32	5.18	4.38	3.79	3.34	2.98	2.69	-	-	-	-
-2.0	8.31b	7.73b	6.39	5.23	4.42	3.83	3.37	3.03	-	-	-	-	-
-3.0	5.90b	5.62b	5.21b	4.72b	4.17b	3.49b	-	-	-	-	-	-	-
-4.0	-	-	-	-	-	-	-	-	-	-	-	-	-



NOTES	Radius/height are given in METRES. Loads are given in TONNES, and assume that the load is suspended vertically below the bucket pin with no other equipment attached. All rail duties listed are valid for use on up to a 1:29 gradient, and with a maximum track twist of 27mm
PAGE	12 of 20

RATED LIFT CAPACITY CHART

RIS 1530

MACHINE TYPE	Case CX135		EQUIPMENT	4m73 + 2m10
ISSUE DATE	03.06.2013		SERIAL No	DCH13U0298
FIRST of CLASS	N/A		Lifting point: Bucket pin	
DUTY	CONFIG	SECTOR	Osc Axle	Safety
3cu	 RAIL 50 - 150mm	+ /- 31° - 40° over front		67%

	2.0	2.5	3.0	3.5	4.0	4.5	5.0	5.5	6.0	6.5	7.0	7.5	8.0
8.00	-	4.42a	-	-	-	-	-	-	-	-	-	-	-
7.0	-	-	4.77a	3.63	2.84	-	-	-	-	-	-	-	-
6.0	-	-	4.73a	3.63	2.87	2.33	1.91	-	-	-	-	-	-
5.0	-	4.85a	4.59	3.50	2.79	2.28	1.89	1.59	1.33	-	-	-	-
4.0	-	-	4.24	3.27	2.63	2.17	1.82	1.54	1.32	-	-	-	-
3.0	-	-	-	2.98	2.43	2.03	1.72	1.47	1.27	1.10	-	-	-
2.0	-	-	-	2.71	2.24	1.89	1.62	1.40	1.22	1.07	-	-	-
1.0	-	-	-	2.56	2.11	1.79	1.54	1.34	1.17	1.04	-	-	-
0.0	-	-	3.20	2.50	2.05	1.73	1.49	1.30	1.15	1.03	-	-	-
-1.0	5.36a	4.48	3.22	2.50	2.04	1.71	1.47	1.29	1.15	-	-	-	-
-2.0	7.26	4.57	3.29	2.55	2.07	1.74	1.50	1.33	-	-	-	-	-
-3.0	5.90b	4.73	3.41	2.65	2.16	1.84	-	-	-	-	-	-	-
-4.0	-	-	-	-	-	-	-	-	-	-	-	-	-



DUTY	CONFIG	SECTOR	Osc Axle	Safety
3cl	 RAIL 50 - 150mm	+ /- 31° - 40° over front		75%

	2.0	2.5	3.0	3.5	4.0	4.5	5.0	5.5	6.0	6.5	7.0	7.5	8.0
8.00	-	4.42a	-	-	-	-	-	-	-	-	-	-	-
7.0	-	-	4.77a	4.40	3.71	-	-	-	-	-	-	-	-
6.0	-	-	4.73a	4.40	3.74	3.21	2.79	-	-	-	-	-	-
5.0	-	4.85a	5.14a	4.31	3.67	3.17	2.77	2.44	2.15	-	-	-	-
4.0	-	-	4.90	4.13	3.54	3.08	2.71	2.40	2.14	-	-	-	-
3.0	-	-	-	3.90	3.38	2.96	2.62	2.33	2.09	1.88	-	-	-
2.0	-	-	-	3.69	3.22	2.84	2.53	2.27	2.04	1.85	-	-	-
1.0	-	-	-	3.57	3.12	2.75	2.46	2.21	2.00	1.82	-	-	-
0.0	-	-	4.15	3.53	3.06	2.70	2.41	2.18	1.98	1.81	-	-	-
-1.0	5.36a	5.08	4.17	3.53	3.05	2.69	2.40	2.17	1.98	-	-	-	-
-2.0	6.56	5.14	4.21	3.56	3.08	2.72	2.43	2.21	-	-	-	-	-
-3.0	5.90b	5.24	4.30	3.64	3.16	2.80	-	-	-	-	-	-	-
-4.0	-	-	-	-	-	-	-	-	-	-	-	-	-



NOTES	<p>Radius/height are given in METRES. Loads are given in TONNES, and assume that the load is suspended vertically below the bucket pin with no other equipment attached.</p> <p>All rail duties listed are valid for use on up to a 1:29 gradient, and with a maximum track twist of 27mm</p>
PAGE	13 of 20

RATED LIFT CAPACITY CHART

RIS 1530

MACHINE TYPE	Case CX135		EQUIPMENT	4m73 + 2m10
ISSUE DATE	03.06.2013		SERIAL No	DCH13U0298
FIRST of CLASS	N/A		Lifting point: Bucket pin	
DUTY	CONFIG	SECTOR	Osc Axle	Safety
3du	RAIL  50 - 150mm	+ /- 41° - 50° over front		67%

	2.0	2.5	3.0	3.5	4.0	4.5	5.0	5.5	6.0	6.5	7.0	7.5	8.0
8.00	-	4.42a	-	-	-	-	-	-	-	-	-	-	-
7.0	-	-	4.17	3.10	2.39	-	-	-	-	-	-	-	-
6.0	-	-	4.15	3.10	2.42	1.94	1.57	-	-	-	-	-	-
5.0	-	4.85a	3.96	2.98	2.34	1.89	1.55	1.28	1.05	-	-	-	-
4.0	-	-	3.60	2.74	2.18	1.78	1.47	1.24	1.04	-	-	-	-
3.0	-	-	-	2.44	1.98	1.63	1.37	1.16	0.99	0.85	-	-	-
2.0	-	-	-	2.17	1.78	1.49	1.27	1.09	0.94	0.81	-	-	-
1.0	-	-	-	2.01	1.65	1.39	1.19	1.02	0.89	0.78	-	-	-
0.0	-	-	2.53	1.96	1.59	1.33	1.14	0.99	0.86	0.77	-	-	-
-1.0	5.36a	3.61	2.55	1.96	1.58	1.32	1.12	0.98	0.87	-	-	-	-
-2.0	6.06	3.70	2.62	2.00	1.61	1.35	1.15	1.02	-	-	-	-	-
-3.0	5.90b	3.87	2.74	2.11	1.71	1.44	-	-	-	-	-	-	-
-4.0	-	-	-	-	-	-	-	-	-	-	-	-	-



DUTY	CONFIG	SECTOR	Osc Axle	Safety
3dl	RAIL  50 - 150mm	+ /- 41° - 50° over front		90%

	2.0	2.5	3.0	3.5	4.0	4.5	5.0	5.5	6.0	6.5	7.0	7.5	8.0
8.00	-	4.42a	-	-	-	-	-	-	-	-	-	-	-
7.0	-	-	4.77a	4.53a	3.67	-	-	-	-	-	-	-	-
6.0	-	-	4.73a	4.63	3.71	3.04	2.50	-	-	-	-	-	-
5.0	-	4.85a	5.14a	4.48	3.61	2.98	2.47	2.04	1.68	-	-	-	-
4.0	-	-	5.32	4.19	3.41	2.84	2.37	1.98	1.66	-	-	-	-
3.0	-	-	-	3.82	3.16	2.65	2.22	1.88	1.59	1.35	-	-	-
2.0	-	-	-	3.49	2.92	2.46	2.08	1.77	1.51	1.30	-	-	-
1.0	-	-	-	3.30	2.76	2.31	1.96	1.68	1.45	1.25	-	-	-
0.0	-	-	4.05	3.23	2.67	2.23	1.89	1.62	1.41	1.24	-	-	-
-1.0	5.36a	5.49	4.08	3.23	2.66	2.21	1.87	1.61	1.41	-	-	-	-
-2.0	8.31b	5.60	4.16	3.29	2.71	2.25	1.92	1.67	-	-	-	-	-
-3.0	5.90b	5.62b	4.31	3.41	2.82	2.38	-	-	-	-	-	-	-
-4.0	-	-	-	-	-	-	-	-	-	-	-	-	-



NOTES	Radius/height are given in METRES. Loads are given in TONNES, and assume that the load is suspended vertically below the bucket pin with no other equipment attached. All rail duties listed are valid for use on up to a 1:29 gradient, and with a maximum track twist of 27mm
PAGE	14 of 20

RATED LIFT CAPACITY CHART

RIS 1530

MACHINE TYPE	Case CX135		EQUIPMENT	4m73 + 2m10
ISSUE DATE	03.06.2013		SERIAL No	DCH13U0298
FIRST of CLASS	N/A		Lifting point: Bucket pin	
DUTY	CONFIG	SECTOR	Osc Axle	Safety
3eu	 RAIL 50 - 150mm	+/- 50° - 150°		67%

	2.0	2.5	3.0	3.5	4.0	4.5	5.0	5.5	6.0	6.5	7.0	7.5	8.0
8.00	-	3.7	-	-	-	-	-	-	-	-	-	-	-
7.0	-	-	2.93	2.27	1.78	-	-	-	-	-	-	-	-
6.0	-	-	2.91	2.27	1.81	1.47	1.19	-	-	-	-	-	-
5.0	-	3.69	2.76	2.16	1.74	1.42	1.18	0.98	0.80	-	-	-	-
4.0	-	-	2.48	1.97	1.60	1.33	1.11	0.93	0.79	-	-	-	-
3.0	-	-	-	1.72	1.43	1.20	1.02	0.87	0.74	0.63	-	-	-
2.0	-	-	-	1.50	1.27	1.08	0.93	0.80	0.69	0.59	-	-	-
1.0	-	-	-	1.37	1.16	0.99	0.86	0.74	0.65	0.55	-	-	-
0.0	-	-	1.64	1.32	1.10	0.94	0.81	0.71	0.63	0.54	-	-	-
-1.0	3.18	2.20	1.66	1.32	1.09	0.93	0.80	0.70	0.63	-	-	-	-
-2.0	3.25	2.26	1.71	1.36	1.12	0.95	0.83	0.74	-	-	-	-	-
-3.0	3.40	2.38	1.81	1.45	1.20	1.04	-	-	-	-	-	-	-
-4.0	-	-	-	-	-	-	-	-	-	-	-	-	-



DUTY	CONFIG	SECTOR	Osc Axle	Safety
3el	 RAIL 50 - 150mm	+/- 50° - 150°		90%

	2.0	2.5	3.0	3.5	4.0	4.5	5.0	5.5	6.0	6.5	7.0	7.5	8.0
8.00	-	4.42a	-	-	-	-	-	-	-	-	-	-	-
7.0	-	-	4.32	3.19	2.39	-	-	-	-	-	-	-	-
6.0	-	-	4.29	3.19	2.44	1.85	1.40	-	-	-	-	-	-
5.0	-	4.85a	4.05	3.03	2.31	1.78	1.38	1.06	0.77	-	-	-	-
4.0	-	-	3.58	2.72	2.08	1.62	1.27	0.99	0.76	-	-	-	-
3.0	-	-	-	2.28	1.78	1.41	1.12	0.88	0.69	0.52	-	-	-
2.0	-	-	-	1.89	1.51	1.21	0.97	0.77	0.61	0.47	-	-	-
1.0	-	-	-	1.67	1.31	1.05	0.85	0.68	0.54	0.42	-	-	-
0.0	-	-	2.14	1.58	1.22	0.97	0.77	0.62	0.50	0.40	-	-	-
-1.0	5.21	3.17	2.17	1.58	1.21	0.95	0.75	0.61	0.50	-	-	-	-
-2.0	5.34	3.28	2.27	1.65	1.26	0.99	0.80	0.67	-	-	-	-	-
-3.0	5.63	3.49	2.45	1.80	1.39	1.13	-	-	-	-	-	-	-
-4.0	-	-	-	-	-	-	-	-	-	-	-	-	-



NOTES	<p>Radius/height are given in METRES. Loads are given in TONNES, and assume that the load is suspended vertically below the bucket pin with no other equipment attached.</p> <p>All rail duties listed are valid for use on up to a 1:29 gradient, and with a maximum track twist of 27mm</p>
PAGE	15 of 20

RATED LIFT CAPACITY CHART

RIS 1530

MACHINE TYPE	Case CX135		EQUIPMENT	4m73 + 2m10
ISSUE DATE	03.06.2013		VERSION	DCH13U0298
FIRST of CLASS	N/A		Lifting point: Bucket pin	
DUTY	CONFIG	SECTOR	Osc Axle	Safety
3fu	 RAIL 50 - 150mm	+ / - 31°- 40° over rear		67%

	2.0	2.5	3.0	3.5	4.0	4.5	5.0	5.5	6.0	6.5	7.0	7.5	8.0
8.00	-	2.8	-	-	-	-	-	-	-	-	-	-	-
7.0	-	-	2.31	1.85	1.49	-	-	-	-	-	-	-	-
6.0	-	-	2.30	1.85	1.51	1.25	1.03	-	-	-	-	-	-
5.0	-	2.76	2.18	1.76	1.45	1.21	1.02	0.85	0.70	-	-	-	-
4.0	-	-	1.95	1.60	1.34	1.13	0.96	0.82	0.69	-	-	-	-
3.0	-	-	-	1.40	1.19	1.02	0.88	0.76	0.65	0.54	-	-	-
2.0	-	-	-	1.21	1.05	0.92	0.80	0.70	0.61	0.49	-	-	-
1.0	-	-	-	1.11	0.96	0.84	0.74	0.65	0.55	0.45	-	-	-
0.0	-	-	1.28	1.07	0.91	0.79	0.70	0.62	0.52	0.44	-	-	-
-1.0	2.18	1.63	1.29	1.07	0.91	0.78	0.69	0.61	0.52	-	-	-	-
-2.0	2.22	1.68	1.34	1.10	0.93	0.81	0.71	0.64	-	-	-	-	-
-3.0	2.32	1.77	1.41	1.17	1.00	0.88	-	-	-	-	-	-	-
-4.0	-	-	-	-	-	-	-	-	-	-	-	-	-



DUTY	CONFIG	SECTOR	Osc Axle	Safety
3fl	 RAIL 50 - 150mm	+ / - 31°- 40° over rear		90%

	2.0	2.5	3.0	3.5	4.0	4.5	5.0	5.5	6.0	6.5	7.0	7.5	8.0
8.00	-	4.42a	-	-	-	-	-	-	-	-	-	-	-
7.0	-	-	4.04	3.13	2.45	-	-	-	-	-	-	-	-
6.0	-	-	4.02	3.14	2.49	1.97	1.55	-	-	-	-	-	-
5.0	-	4.85a	3.82	3.00	2.38	1.90	1.53	1.22	0.95	-	-	-	-
4.0	-	-	3.44	2.74	2.18	1.76	1.43	1.16	0.93	-	-	-	-
3.0	-	-	-	2.37	1.92	1.57	1.29	1.06	0.87	0.70	-	-	-
2.0	-	-	-	2.04	1.68	1.39	1.16	0.96	0.79	0.65	-	-	-
1.0	-	-	-	1.85	1.52	1.26	1.05	0.88	0.73	0.61	-	-	-
0.0	-	-	2.27	1.78	1.44	1.18	0.98	0.82	0.69	0.59	-	-	-
-1.0	4.45	3.09	2.30	1.78	1.42	1.16	0.97	0.81	0.70	-	-	-	-
-2.0	4.54	3.18	2.38	1.83	1.47	1.20	1.01	0.87	-	-	-	-	-
-3.0	4.74	3.34	2.52	1.96	1.58	1.32	-	-	-	-	-	-	-
-4.0	-	-	-	-	-	-	-	-	-	-	-	-	-



NOTES	Radius/height are given in METRES. Loads are given in TONNES, and assume that the load is suspended vertically below the bucket pin with no other equipment attached. All rail duties listed are valid for use on up to a 1:29 gradient, and with a maximum track twist of 27mm
PAGE	16 of 20

RATED LIFT CAPACITY CHART

RIS 1530

MACHINE TYPE	Case CX135		EQUIPMENT	4m73 + 2m10
ISSUE DATE	03.06.2013		SERIAL No	DCH13U0298
FIRST of CLASS	N/A		Lifting point: Bucket pin	
DUTY	CONFIG	SECTOR	Osc Axle	Safety
3gu	RAIL  50 - 150mm	+ / - 21° - 30° over rear		67%

	2.0	2.5	3.0	3.5	4.0	4.5	5.0	5.5	6.0	6.5	7.0	7.5	8.0
8.00	-	3.4	-	-	-	-	-	-	-	-	-	-	-
7.0	-	-	2.78	2.20	1.77	-	-	-	-	-	-	-	-
6.0	-	-	2.76	2.20	1.79	1.47	1.22	-	-	-	-	-	-
5.0	-	3.40	2.63	2.11	1.73	1.43	1.20	1.01	0.84	-	-	-	-
4.0	-	-	2.38	1.93	1.60	1.34	1.14	0.97	0.83	-	-	-	-
3.0	-	-	-	1.71	1.44	1.23	1.06	0.91	0.79	0.68	-	-	-
2.0	-	-	-	1.50	1.29	1.12	0.97	0.85	0.74	0.65	-	-	-
1.0	-	-	-	1.39	1.19	1.03	0.90	0.79	0.70	0.62	-	-	-
0.0	-	-	1.63	1.34	1.14	0.98	0.86	0.76	0.68	0.61	-	-	-
-1.0	2.90	2.11	1.65	1.34	1.13	0.97	0.85	0.75	0.68	-	-	-	-
-2.0	2.95	2.17	1.69	1.38	1.16	1.00	0.87	0.79	-	-	-	-	-
-3.0	3.07	2.27	1.78	1.46	1.23	1.07	-	-	-	-	-	-	-
-4.0	-	-	-	-	-	-	-	-	-	-	-	-	-



DUTY	CONFIG	SECTOR	Osc Axle	Safety
3gl	RAIL  50 - 150mm	+ / - 21° - 30° over rear		90%

	2.0	2.5	3.0	3.5	4.0	4.5	5.0	5.5	6.0	6.5	7.0	7.5	8.0
8.00	-	4.42a	-	-	-	-	-	-	-	-	-	-	-
7.0	-	-	3.87	3.07	2.45	-	-	-	-	-	-	-	-
6.0	-	-	3.85	3.08	2.49	2.00	1.61	-	-	-	-	-	-
5.0	-	4.74	3.68	2.95	2.39	1.94	1.59	1.29	1.02	-	-	-	-
4.0	-	-	3.34	2.71	2.20	1.81	1.49	1.23	1.01	-	-	-	-
3.0	-	-	-	2.38	1.97	1.64	1.37	1.14	0.95	0.78	-	-	-
2.0	-	-	-	2.08	1.74	1.47	1.24	1.04	0.88	0.73	-	-	-
1.0	-	-	-	1.90	1.59	1.34	1.14	0.96	0.82	0.69	-	-	-
0.0	-	-	2.29	1.84	1.52	1.27	1.08	0.92	0.78	0.68	-	-	-
-1.0	4.12	3.01	2.32	1.84	1.50	1.25	1.06	0.91	0.79	-	-	-	-
-2.0	4.19	3.09	2.39	1.89	1.54	1.29	1.10	0.96	-	-	-	-	-
-3.0	4.35	3.23	2.52	2.01	1.65	1.40	-	-	-	-	-	-	-
-4.0	-	-	-	-	-	-	-	-	-	-	-	-	-



NOTES	Radius/height are given in METRES. Loads are given in TONNES, and assume that the load is suspended vertically below the bucket pin with no other equipment attached. All rail duties listed are valid for use on up to a 1:29 gradient, and with a maximum track twist of 27mm
PAGE	17 of 20

RATED LIFT CAPACITY CHART

RIS 1530

MACHINE TYPE	Case CX135		EQUIPMENT	4m73 + 2m10
ISSUE DATE	03.06.2013		SERIAL No	DCH13U0298
FIRST of CLASS	N/A		Lifting point: Bucket pin	
DUTY	CONFIG	SECTOR	Osc Axle	Safety
3hu	RAIL  50 - 150mm	+ / - 11°- 20° over rear		67%

	2.0	2.5	3.0	3.5	4.0	4.5	5.0	5.5	6.0	6.5	7.0	7.5	8.0
8.00	-	3.4	-	-	-	-	-	-	-	-	-	-	-
7.0	-	-	2.85	2.31	1.90	-	-	-	-	-	-	-	-
6.0	-	-	2.83	2.31	1.92	1.61	1.36	-	-	-	-	-	-
5.0	-	3.40	2.72	2.23	1.86	1.57	1.34	1.15	0.97	-	-	-	-
4.0	-	-	2.49	2.07	1.74	1.49	1.28	1.11	0.96	-	-	-	-
3.0	-	-	-	1.86	1.60	1.38	1.20	1.05	0.92	0.81	-	-	-
2.0	-	-	-	1.68	1.46	1.28	1.12	0.99	0.88	0.78	-	-	-
1.0	-	-	-	1.57	1.36	1.20	1.06	0.94	0.84	0.75	-	-	-
0.0	-	-	1.82	1.53	1.32	1.15	1.02	0.91	0.82	0.74	-	-	-
-1.0	2.98	2.27	1.83	1.53	1.31	1.14	1.01	0.91	0.82	-	-	-	-
-2.0	3.03	2.33	1.87	1.56	1.34	1.16	1.03	0.94	-	-	-	-	-
-3.0	3.13	2.42	1.95	1.63	1.40	1.24	-	-	-	-	-	-	-
-4.0	-	-	-	-	-	-	-	-	-	-	-	-	-



DUTY	CONFIG	SECTOR	Osc Axle	Safety
3hl	RAIL  50 - 150mm	+ / - 11°- 20° over rear		90%

	2.0	2.5	3.0	3.5	4.0	4.5	5.0	5.5	6.0	6.5	7.0	7.5	8.0
8.00	-	4.42a	-	-	-	-	-	-	-	-	-	-	-
7.0	-	-	4.77a	4.17	3.28	-	-	-	-	-	-	-	-
6.0	-	-	4.73a	4.17	3.32	2.69	2.16	-	-	-	-	-	-
5.0	-	4.85a	5.14a	4.02	3.21	2.62	2.13	1.74	1.40	-	-	-	-
4.0	-	-	4.77	3.73	3.01	2.47	2.03	1.67	1.38	-	-	-	-
3.0	-	-	-	3.35	2.76	2.27	1.88	1.57	1.31	1.09	-	-	-
2.0	-	-	-	3.02	2.50	2.07	1.73	1.46	1.23	1.04	-	-	-
1.0	-	-	-	2.83	2.32	1.92	1.62	1.37	1.17	1.00	-	-	-
0.0	-	-	3.47	2.75	2.23	1.84	1.55	1.32	1.13	0.98	-	-	-
-1.0	5.36a	4.76	3.50	2.75	2.21	1.82	1.53	1.31	1.13	-	-	-	-
-2.0	7.39	4.87	3.58	2.81	2.26	1.86	1.57	1.37	-	-	-	-	-
-3.0	5.90b	5.06	3.74	2.94	2.39	2.00	-	-	-	-	-	-	-
-4.0	-	-	-	-	-	-	-	-	-	-	-	-	-



NOTES	Radius/height are given in METRES. Loads are given in TONNES, and assume that the load is suspended vertically below the bucket pin with no other equipment attached. All rail duties listed are valid for use on up to a 1:29 gradient, and with a maximum track twist of 27mm
PAGE	18 of 20

RATED LIFT CAPACITY CHART

RIS 1530

MACHINE TYPE	Case CX135		EQUIPMENT	4m73 + 2m10	
ISSUE DATE	03.06.2013		VERSION	DCH13U0298	
FIRST of CLASS	N/A		Lifting point: Bucket pin		
DUTY	CONFIG	SECTOR	Osc Axle	Safety	
3iu	 RAIL 50 - 150mm	+ / - 10° over rear		67%	

	2.0	2.5	3.0	3.5	4.0	4.5	5.0	5.5	6.0	6.5	7.0	7.5	8.0
8.00	-	4.42a	-	-	-	-	-	-	-	-	-	-	-
7.0	-	-	4.77a	3.62	2.82	-	-	-	-	-	-	-	-
6.0	-	-	4.73a	3.62	2.85	2.30	1.89	-	-	-	-	-	-
5.0	-	4.85a	4.60	3.49	2.77	2.25	1.87	1.57	1.31	-	-	-	-
4.0	-	-	4.24	3.26	2.61	2.14	1.79	1.52	1.30	-	-	-	-
3.0	-	-	-	2.96	2.40	2.00	1.69	1.45	1.25	1.08	-	-	-
2.0	-	-	-	2.69	2.21	1.86	1.59	1.37	1.19	1.04	-	-	-
1.0	-	-	-	2.53	2.08	1.76	1.51	1.31	1.15	1.01	-	-	-
0.0	-	-	3.18	2.47	2.02	1.70	1.46	1.27	1.12	1.00	-	-	-
-1.0	5.36a	4.48	3.20	2.47	2.01	1.68	1.44	1.26	1.12	-	-	-	-
-2.0	7.39	4.58	3.27	2.52	2.04	1.71	1.47	1.30	-	-	-	-	-
-3.0	5.90b	4.74	3.39	2.63	2.14	1.81	-	-	-	-	-	-	-
-4.0	-	-	-	-	-	-	-	-	-	-	-	-	-



DUTY	CONFIG	SECTOR	Osc Axle	Safety
3il	 RAIL 50 - 150mm	+ / - 10° over rear		90%

	2.0	2.5	3.0	3.5	4.0	4.5	5.0	5.5	6.0	6.5	7.0	7.5	8.0
8.00	-	4.42a	-	-	-	-	-	-	-	-	-	-	-
7.0	-	-	4.77a	4.53a	3.84	-	-	-	-	-	-	-	-
6.0	-	-	4.73a	4.66	3.87	3.26	2.78	-	-	-	-	-	-
5.0	-	4.85a	5.14a	4.53	3.78	3.21	2.76	2.35	1.99	-	-	-	-
4.0	-	-	5.23	4.29	3.61	3.09	2.67	2.29	1.97	-	-	-	-
3.0	-	-	-	3.99	3.39	2.93	2.54	2.20	1.91	1.66	-	-	-
2.0	-	-	-	3.71	3.19	2.78	2.41	2.10	1.84	1.62	-	-	-
1.0	-	-	-	3.55	3.05	2.66	2.31	2.02	1.78	1.57	-	-	-
0.0	-	-	4.20	3.49	2.98	2.59	2.25	1.97	1.74	1.56	-	-	-
-1.0	5.36a	5.33	4.22	3.49	2.97	2.57	2.23	1.96	1.75	-	-	-	-
-2.0	7.25	5.41	4.29	3.54	3.01	2.60	2.27	2.02	-	-	-	-	-
-3.0	5.90b	5.55	4.41	3.65	3.11	2.72	-	-	-	-	-	-	-
-4.0	-	-	-	-	-	-	-	-	-	-	-	-	-



NOTES	<p>Radius/height are given in METRES. Loads are given in TONNES, and assume that the load is suspended vertically below the bucket pin with no other equipment attached.</p> <p>All rail duties listed are valid for use on up to a 1:29 gradient, and with a maximum track twist of 27mm</p>
PAGE	19 of 20

RATED LIFT CAPACITY CHART

RIS 1530

MACHINE TYPE	Case CX135		EQUIPMENT	4m73 + 2m10
ISSUE DATE	03.06.2013		VERSION	DCH13U0298
FIRST of CLASS	N/A		Lifting point: Bucket pin	
DUTY	CONFIG	SECTOR	Osc Axle	Safety
4au	 RAIL 150 - 180mm	360°		67%

	2.0	2.5	3.0	3.5	4.0	4.5	5.0	5.5	6.0	6.5	7.0	7.5	8.0
8.00	-	3.2	-	-	-	-	-	-	-	-	-	-	-
7.0	-	-	2.51	1.91	1.48	-	-	-	-	-	-	-	-
6.0	-	-	2.49	1.91	1.50	1.20	0.95	-	-	-	-	-	-
5.0	-	3.16	2.34	1.80	1.43	1.15	0.94	0.76	0.59	-	-	-	-
4.0	-	-	2.05	1.61	1.29	1.06	0.87	0.72	0.58	-	-	-	-
3.0	-	-	-	1.36	1.12	0.93	0.78	0.65	0.51	0.37	-	-	-
2.0	-	-	-	1.13	0.96	0.81	0.69	0.57	0.44	0.32	-	-	-
1.0	-	-	-	1.00	0.84	0.72	0.61	0.48	0.37	0.28	-	-	-
0.0	-	-	1.20	0.95	0.79	0.67	0.55	0.43	0.34	0.26	-	-	-
-1.0	2.46	1.65	1.22	0.95	0.78	0.65	0.53	0.42	0.34	-	-	-	-
-2.0	2.52	1.72	1.27	0.99	0.81	0.68	0.57	0.48	-	-	-	-	-
-3.0	2.67	1.84	1.37	1.08	0.89	0.76	-	-	-	-	-	-	-
-4.0	-	-	-	-	-	-	-	-	-	-	-	-	-

DUTY	CONFIG	SECTOR	Osc Axle	Safety
4a1	 RAIL 150 - 180mm	360°		90%

	2.0	2.5	3.0	3.5	4.0	4.5	5.0	5.5	6.0	6.5	7.0	7.5	8.0
8.00	-	4.42a	-	-	-	-	-	-	-	-	-	-	-
7.0	-	-	4.05	3.04	2.29	-	-	-	-	-	-	-	-
6.0	-	-	4.03	3.04	2.33	1.78	1.36	-	-	-	-	-	-
5.0	-	4.85a	3.80	2.88	2.21	1.71	1.33	1.03	0.76	-	-	-	-
4.0	-	-	3.36	2.58	1.99	1.56	1.23	0.96	0.74	-	-	-	-
3.0	-	-	-	2.17	1.71	1.36	1.08	0.86	0.67	0.51	-	-	-
2.0	-	-	-	1.80	1.44	1.16	0.94	0.75	0.59	0.46	-	-	-
1.0	-	-	-	1.58	1.26	1.01	0.82	0.66	0.53	0.41	-	-	-
0.0	-	-	2.00	1.50	1.17	0.93	0.75	0.60	0.49	0.39	-	-	-
-1.0	4.59	2.92	2.03	1.50	1.16	0.91	0.73	0.59	0.49	-	-	-	-
-2.0	4.70	3.03	2.12	1.57	1.20	0.95	0.77	0.65	-	-	-	-	-
-3.0	4.96	3.22	2.29	1.71	1.33	1.09	-	-	-	-	-	-	-
-4.0	-	-	-	-	-	-	-	-	-	-	-	-	-

NOTES	Radius/height are given in METRES. Loads are given in TONNES, and assume that the load is suspended vertically below the bucket pin with no other equipment attached. All rail duties listed are valid for use on up to a 1:29 gradient, and with a maximum track twist of 27mm
PAGE	20 of 20