







RCI CHECK SHEET

Date:	21/08/18				
Owner:	BRADSHAW				
Machine:	CASE CX135				
Serial No:	3U0390				
Plant No:	PN127	Location:	ELLESMERE PORT		
NWR No:	99709 91251-5	Hours:	2616		
Equipment to be used:	Calibrated load cell	ID No:	KNOWN WEIGHT	Cal exp date:	KNOWN WEIGHT


	Displayed Radius	Measured Radius	Known Weight	RCI Function Pass / Fail
Max Radius	6.80m	6.78m		PASS
Mid Radius	5.00m	4.99m		PASS
Min Radius	3.33m	3.32m		PASS
Large Weight			1940KG	PASS
Small Weight			1180KG	PASS
Slew Limit	Left 	Motion cut <input checked="" type="checkbox"/>	Right 	Motion cut <input checked="" type="checkbox"/>
Height Limit	Boom 	Dipper 	Artic Boom 	Motion Cut <input checked="" type="checkbox"/>

Method:

NO DATA LOGGING FUNCTION

- Set a maximum radius of machine taken from the duty charts and then tape from the centre of the slew ring to the centre of the lifting hook.
- Record both the displayed radius on the RCI screen and the actual taped measurement.
- Repeat for the minimum chart radius plus a mid-point check and also record as above.
- If radius check OK, proceed to carry out steps 5-8. If not, DO NOT proceed but arrange corrective action.
- Lift a weight using the calibrated load cell to exceed rated capacity for a radius, check the overload alarm sounds, the display warning and motion cuts.
- Repeat step 5 using a smaller weight checking in 3 duty's at various radius.
- Check the results are within the calibration as specified by the system manufacturer i.e.: +/- 5%
- Check slew left and right for operation of limitation and motion cuts are applied in both directions.
- Check excavator arm height for operation of limitation and motion cuts are applied according to the machine acceptance certificate.
- Function test audible overload warning alarm.
- Check blue RCI system condition lights and orange spaceguard system condition lights if applicable.
- Report any findings which require further clarification or attention.

As the engineer responsible for executing this test, I can confirm that I am independent from the design, manufacture, construction marketing and maintenance of the machine under test. I confirm that I have used calibrated equipment and had the relevant training required.

Engineer: B. Fell Signed: 

As a Manager of AJH Plant I can confirm that this inspection/test was executed by a suitably qualified service engineer.

Manager: A. Hargreaves Signed: 