



Adrian Phillips Engineering Ltd.

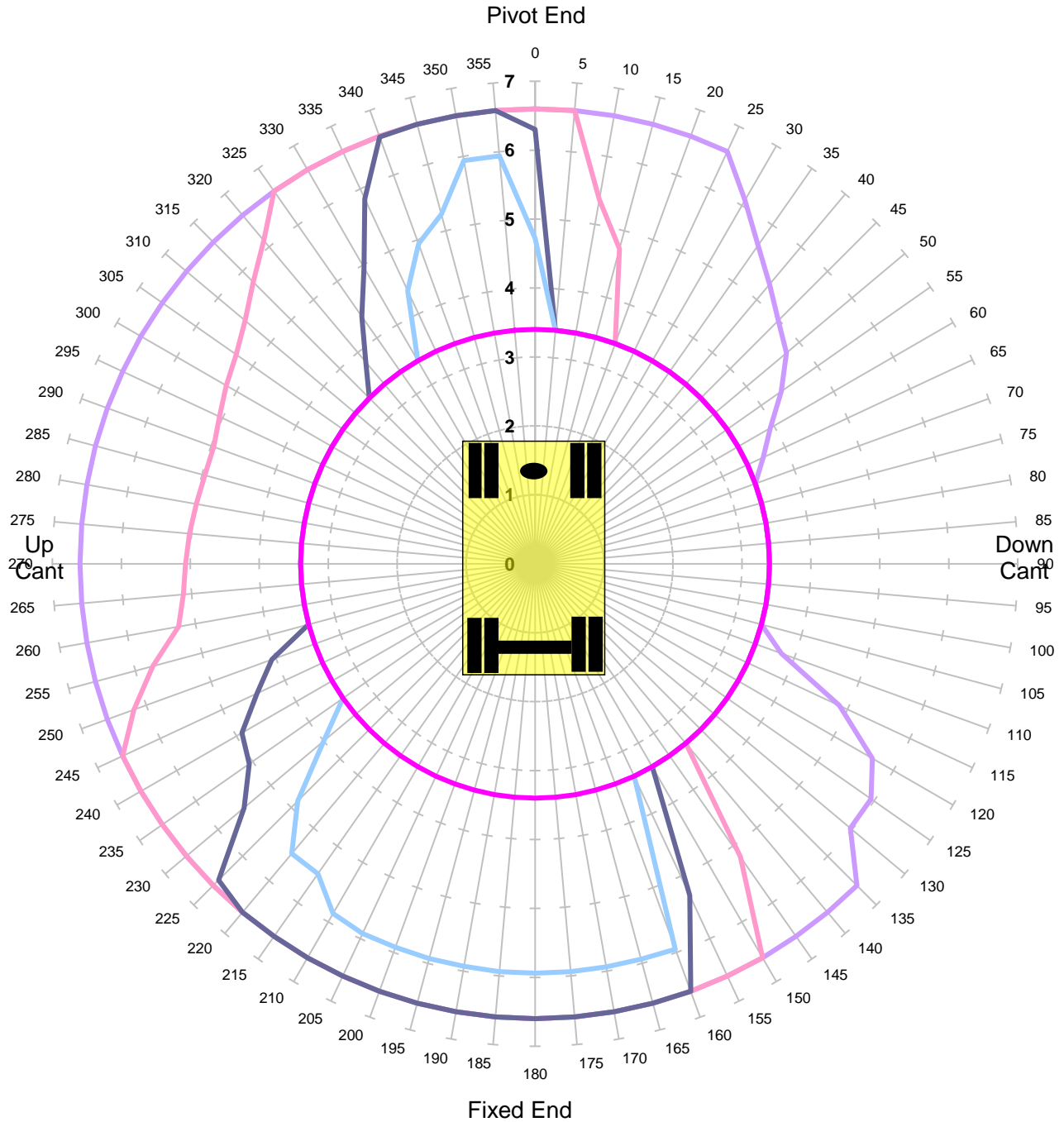
Specialists in Road and Rail Vehicles and Equipment

Case 988

Max Capacity Contours of Radius(m) Plots 2.1m Dipper

Gradient 1 in -25 Height 2m Lift BP

Unlocked Rail Cant -150mm



Units in Tonnes

- 1
- 2
- 3
- 4
- 6

MACHINE & MODEL:	Case 988	REFERENCE:	E0415
SERIAL No:	CGG0232253 Fleet No: 24	DATE OF CHART:	12-May-2017
EQUIPMENT:	4.30m + 2.10m	SAFETY FACTOR:	67.0%
COMMENT:			



Adrian Phillips Engineering Ltd.

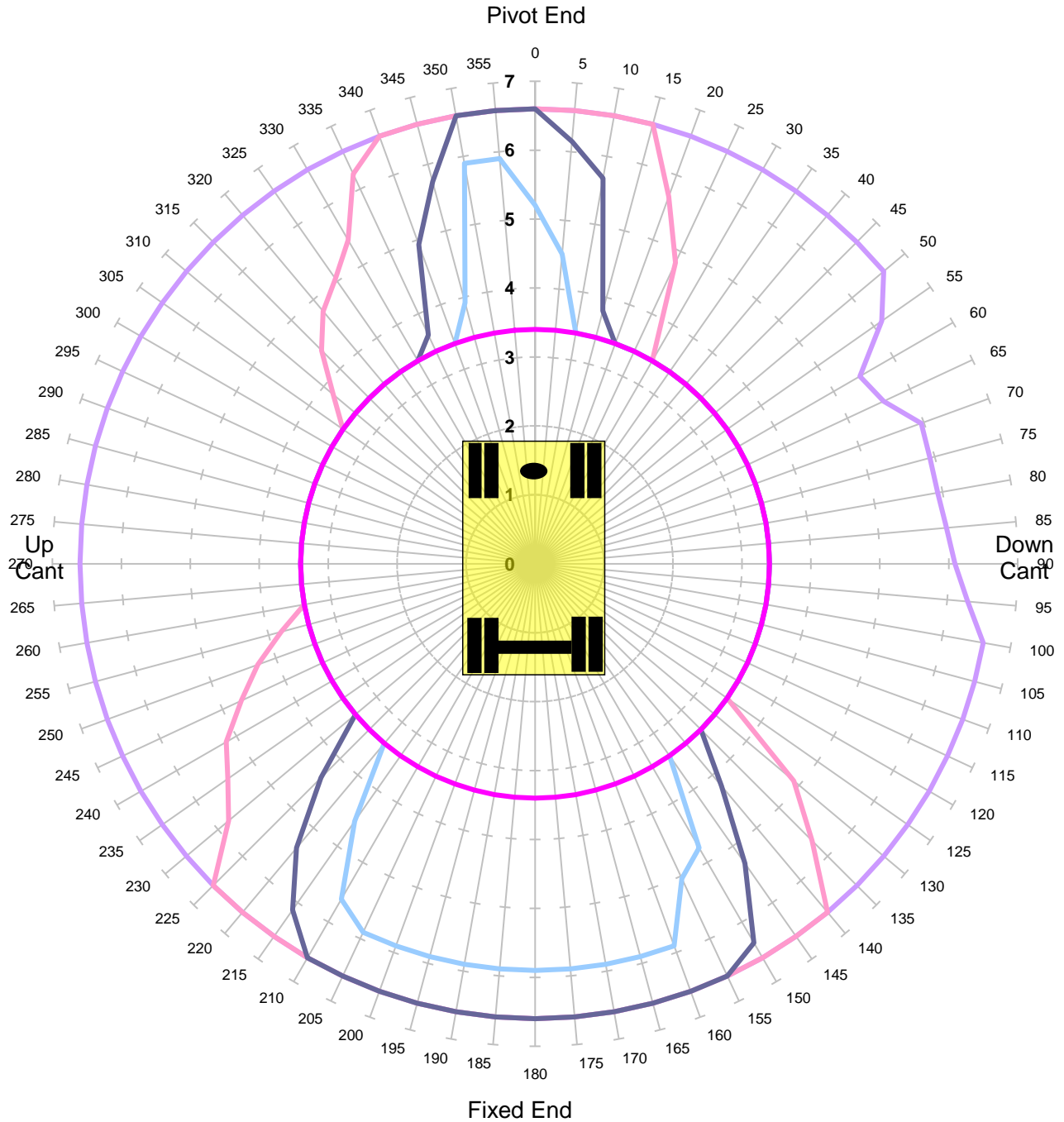
Specialists in Road and Rail Vehicles and Equipment

Case 988

Max Capacity Contours of Radius(m) Plots 2.1m Dipper

Gradient 1 in -25 Height 2m Lift BP

Unlocked Rail Cant -50mm



Units in Tonnes

- 1
- 2
- 3
- 4
- 6

MACHINE & MODEL:	Case 988	REFERENCE:	E0415
SERIAL No:	CGG0232253 Fleet No: 24	DATE OF CHART:	12-May-2017
EQUIPMENT:	4.30m + 2.10m	SAFETY FACTOR:	67.0%
COMMENT:			



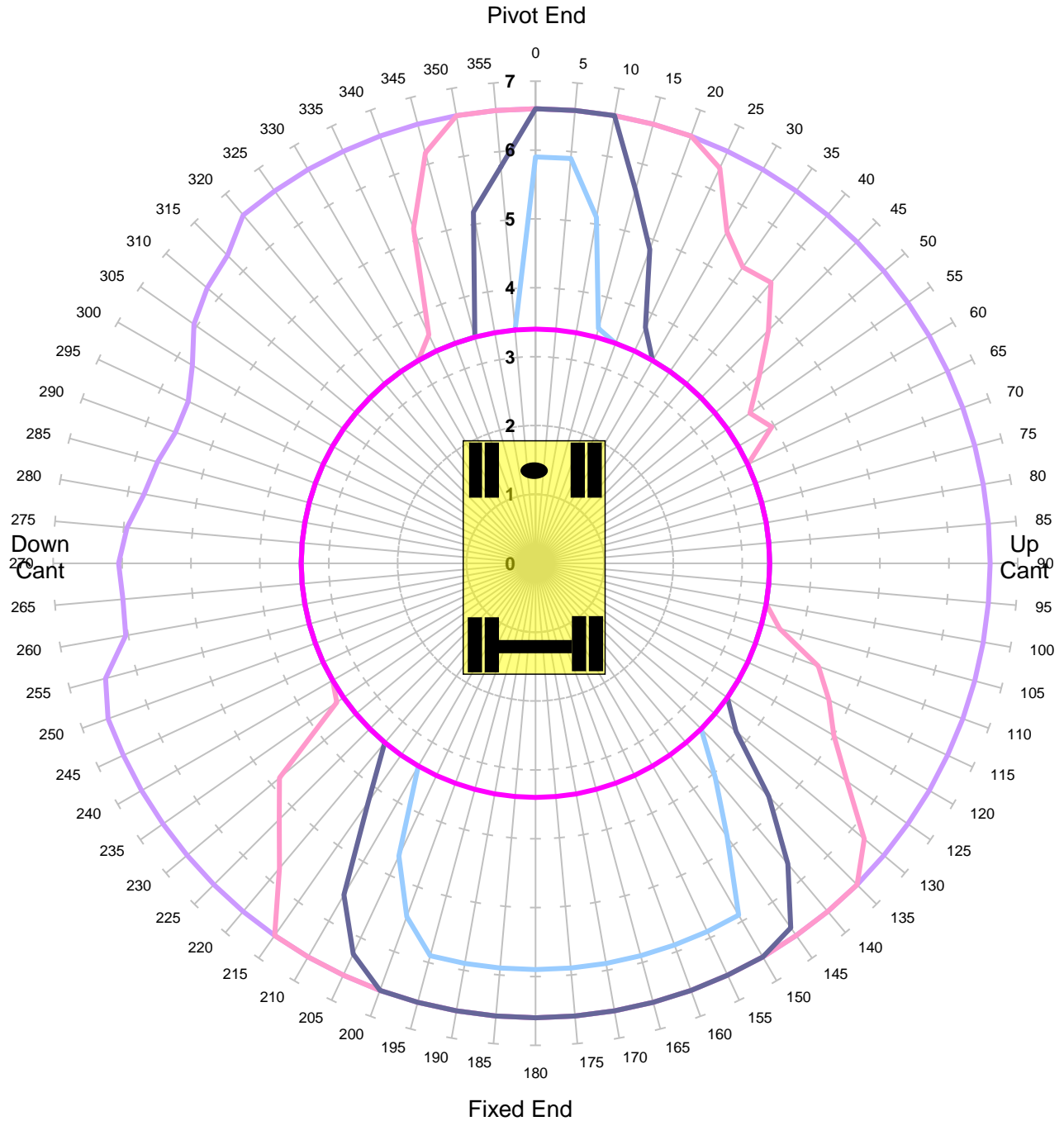
Adrian Phillips Engineering Ltd.

Specialists in Road and Rail Vehicles and Equipment

Case 988

Max Capacity Contours of Radius(m) Plots 2.1m Dipper
Gradient 1 in -25 Height 2m Lift BP

Unlocked Rail Cant 50mm



Units in Tonnes

— 1 — 2 — 3 — 4 — 6

MACHINE & MODEL:	Case 988	REFERENCE:	E0415
SERIAL No:	CGG0232253 Fleet No: 24	DATE OF CHART:	12-May-2017
EQUIPMENT:	4.30m + 2.10m	SAFETY FACTOR:	67.0%
COMMENT:			



Adrian Phillips Engineering Ltd.

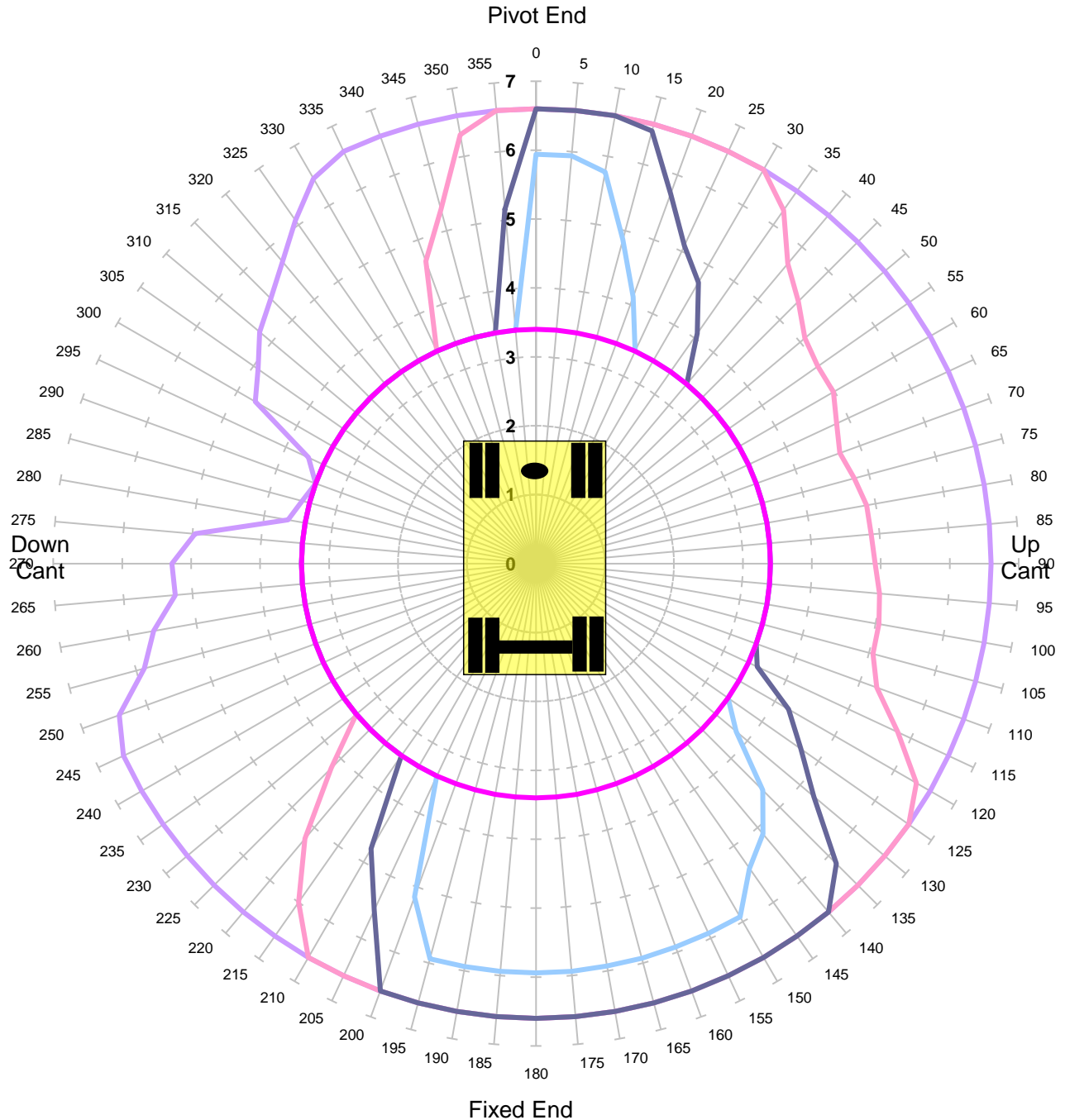
Specialists in Road and Rail Vehicles and Equipment

Case 988

Max Capacity Contours of Radius(m) Plots 2.1m Dipper

Gradient 1 in -25 Height 2m Lift BP

Unlocked Rail Cant 150mm



Units in Tonnes

- 1
- 2
- 3
- 4
- 6

MACHINE & MODEL:	Case 988	REFERENCE:	E0415
SERIAL No:	CGG0232253 Fleet No: 24	DATE OF CHART:	12-May-2017
EQUIPMENT:	4.30m + 2.10m	SAFETY FACTOR:	67.0%
COMMENT:			



Adrian Phillips Engineering Ltd.

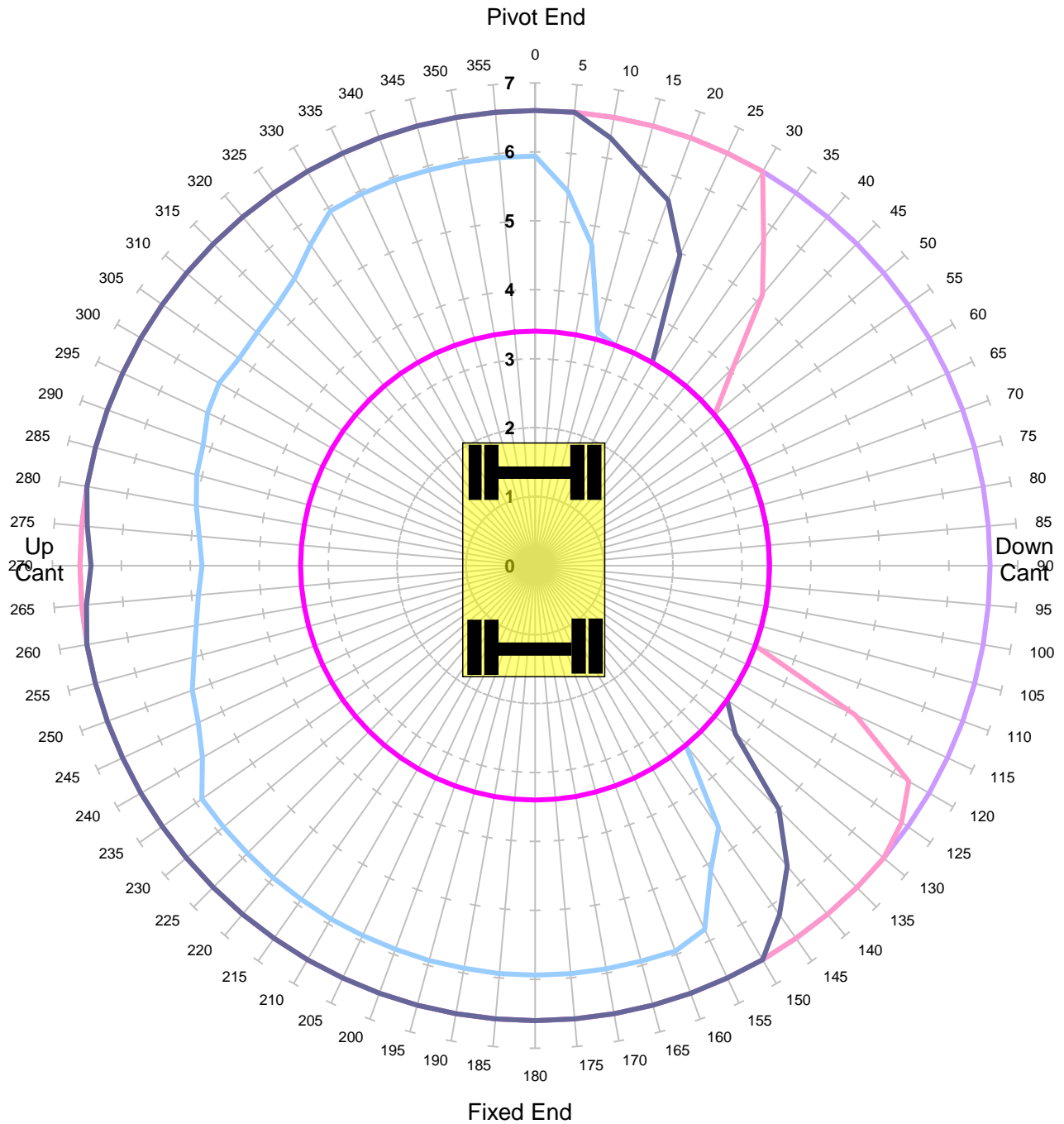
Specialists in Road and Rail Vehicles and Equipment

Case 988

Max Capacity Contours of Radius(m) Plots 2.1m Dipper

Gradient 1 in -25 Height 2m Lift BP

Locked Rail Cant -150mm



Units in Tonnes

- 1
- 2
- 3
- 4
- 6

MACHINE & MODEL:	Case 988	REFERENCE:	E0415
SERIAL No:	CGG0232253 Fleet No: 24	DATE OF CHART:	12-May-2017
EQUIPMENT:	4.30m + 2.10m	SAFETY FACTOR:	90.0%
COMMENT:			



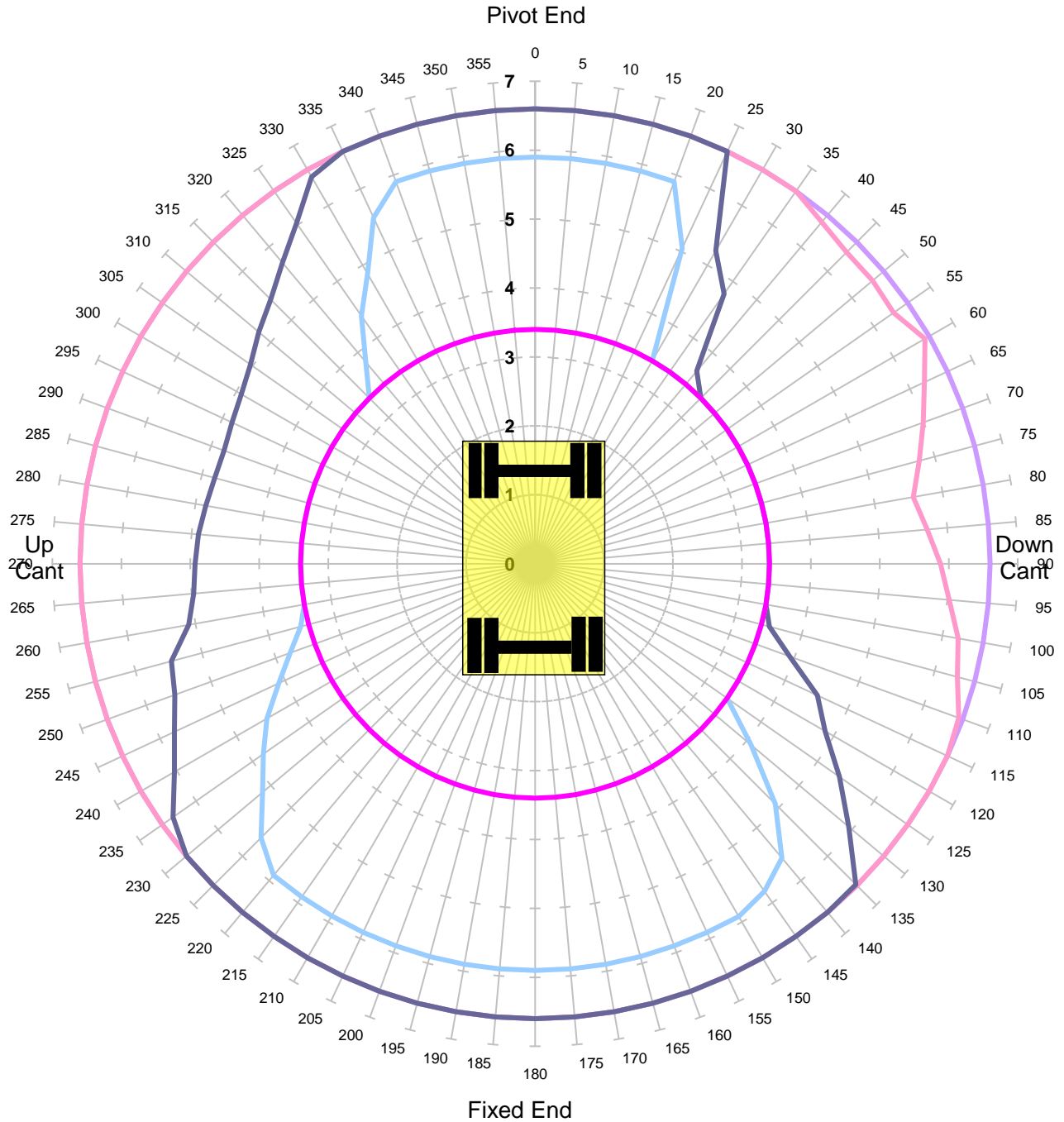
Adrian Phillips Engineering Ltd.

Specialists in Road and Rail Vehicles and Equipment

Case 988

Max Capacity Contours of Radius(m) Plots 2.1m Dipper
Gradient 1 in -25 Height 2m Lift BP

Locked Rail Cant -50mm



Units in Tonnes

- 1
- 2
- 3
- 4
- 6

MACHINE & MODEL:	Case 988	REFERENCE:	E0415
SERIAL No:	CGG0232253 Fleet No: 24	DATE OF CHART:	12-May-2017
EQUIPMENT:	4.30m + 2.10m	SAFETY FACTOR:	90.0%
COMMENT:			



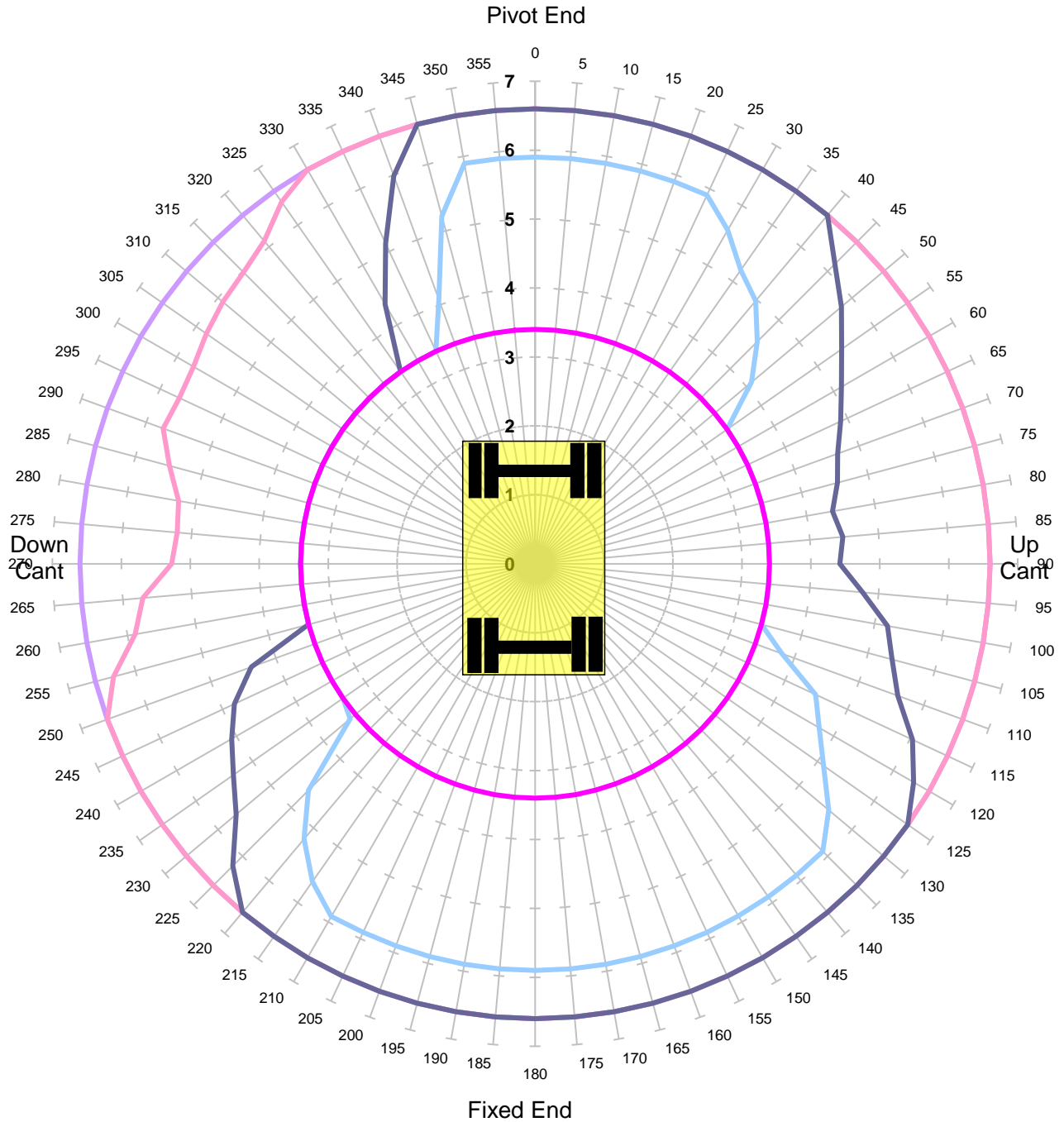
Adrian Phillips Engineering Ltd.

Specialists in Road and Rail Vehicles and Equipment

Case 988

Max Capacity Contours of Radius(m) Plots 2.1m Dipper
Gradient 1 in -25 Height 2m Lift BP

Locked Rail Cant 50mm



Units in Tonnes

- 1
- 2
- 3
- 4
- 6

MACHINE & MODEL:	Case 988	REFERENCE:	E0415
SERIAL No:	CGG0232253 Fleet No: 24	DATE OF CHART:	12-May-2017
EQUIPMENT:	4.30m + 2.10m	SAFETY FACTOR:	90.0%
COMMENT:			

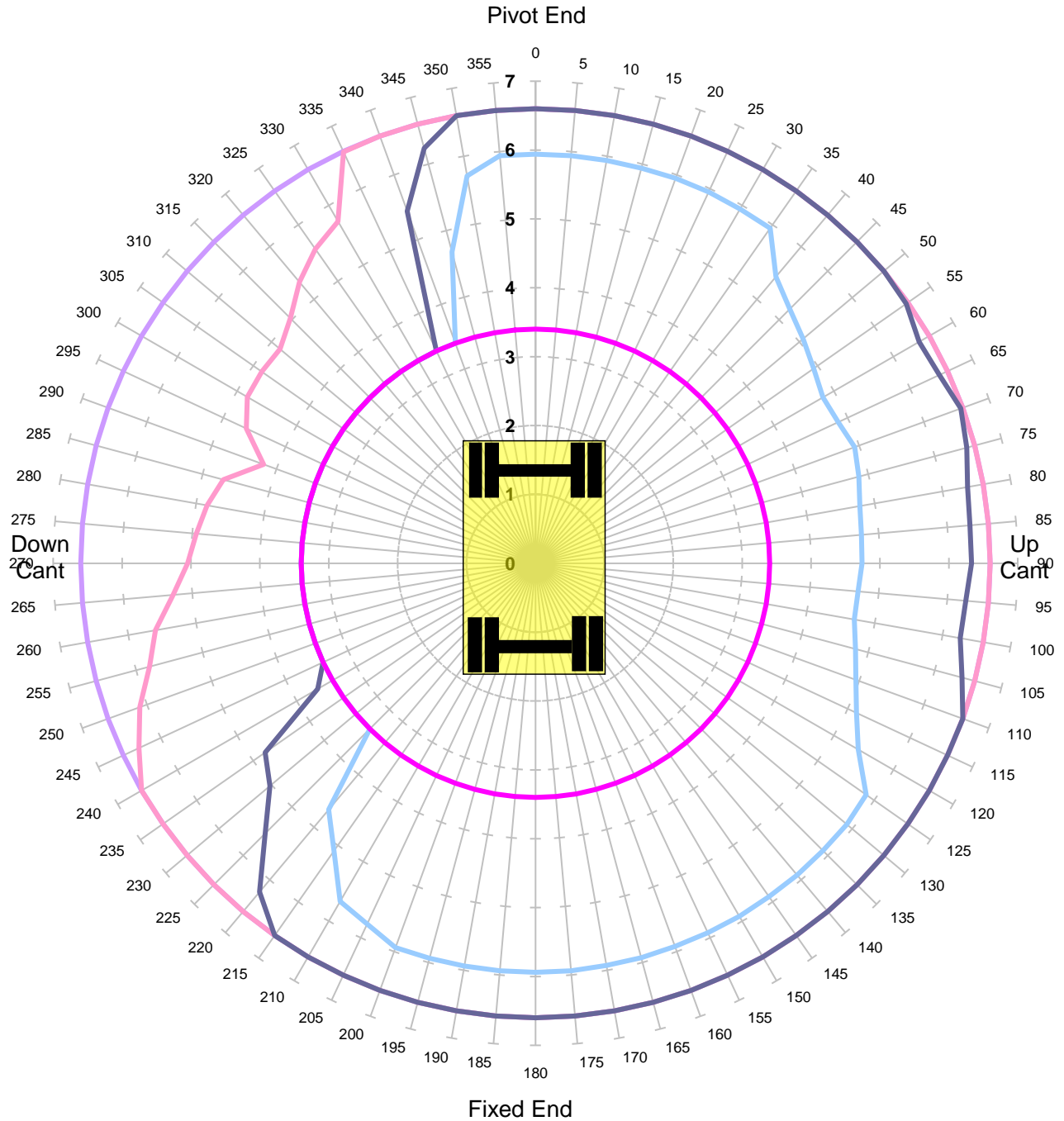


Case 988

Max Capacity Contours of Radius(m) Plots 2.1m Dipper

Gradient 1 in -25 Height 2m Lift BP

Locked Rail Cant 150mm



Units in Tonnes

- 1
- 2
- 3
- 4
- 6

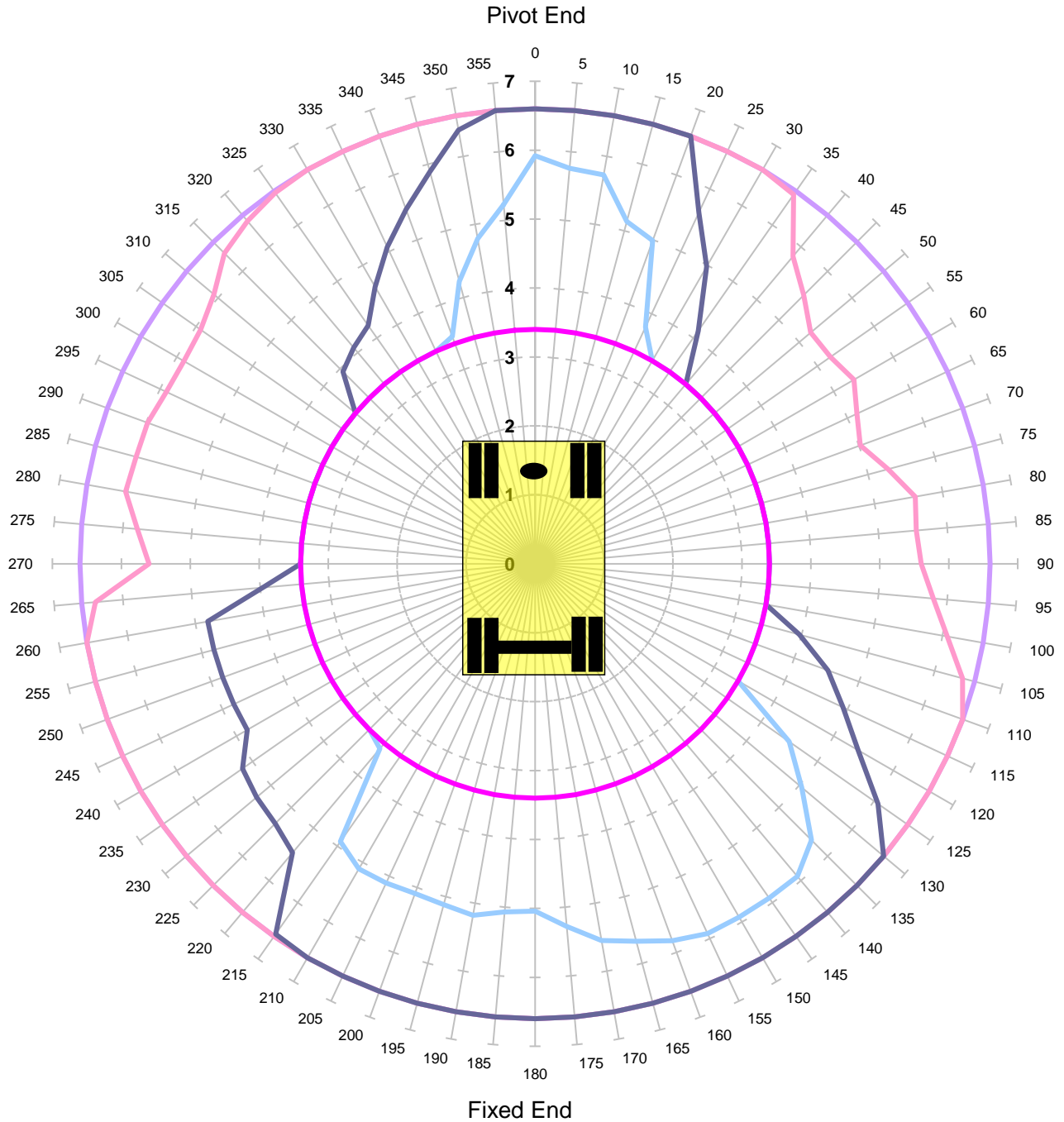
MACHINE & MODEL:	Case 988	REFERENCE:	E0415
SERIAL No:	CGG0232253 Fleet No: 24	DATE OF CHART:	12-May-2017
EQUIPMENT:	4.30m + 2.10m	SAFETY FACTOR:	90.0%
COMMENT:			



Case 988

Max Capacity Contours of Radius(m) Plots 2.1m Dipper
Level Ground Height 2m Lift BP

Unlocked Road



Units in Tonnes

— 1 — 2 — 3 — 4 — 6

MACHINE & MODEL:	Case 988	REFERENCE:	E0415
SERIAL No:	CGG0232253 Fleet No: 24	DATE OF CHART:	12-May-2017
EQUIPMENT:	4.30m + 2.10m	SAFETY FACTOR:	75.0%
COMMENT:			



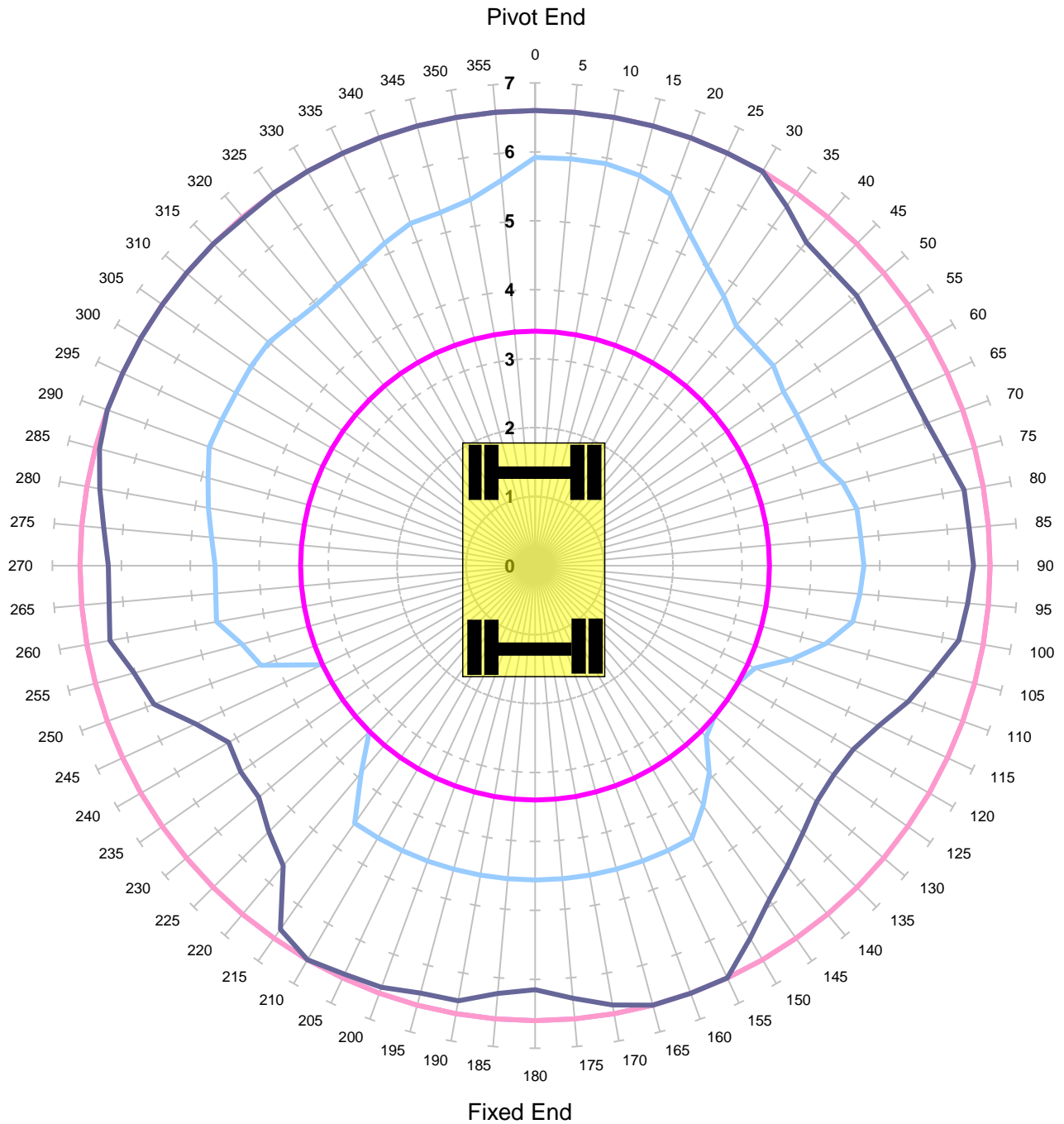
Adrian Phillips Engineering Ltd.

Specialists in Road and Rail Vehicles and Equipment

Case 988

Max Capacity Contours of Radius(m) Plots 2.1m Dipper
Level Ground Height 2m Lift BP

Locked Road



Units in Tonnes

— 1 — 2 — 3 — 4 — 6

MACHINE & MODEL:	Case 988	REFERENCE:	E0415
SERIAL No:	CGG0232253 Fleet No: 24	DATE OF CHART:	12-May-2017
EQUIPMENT:	4.30m + 2.10m	SAFETY FACTOR:	75.0%
COMMENT:			



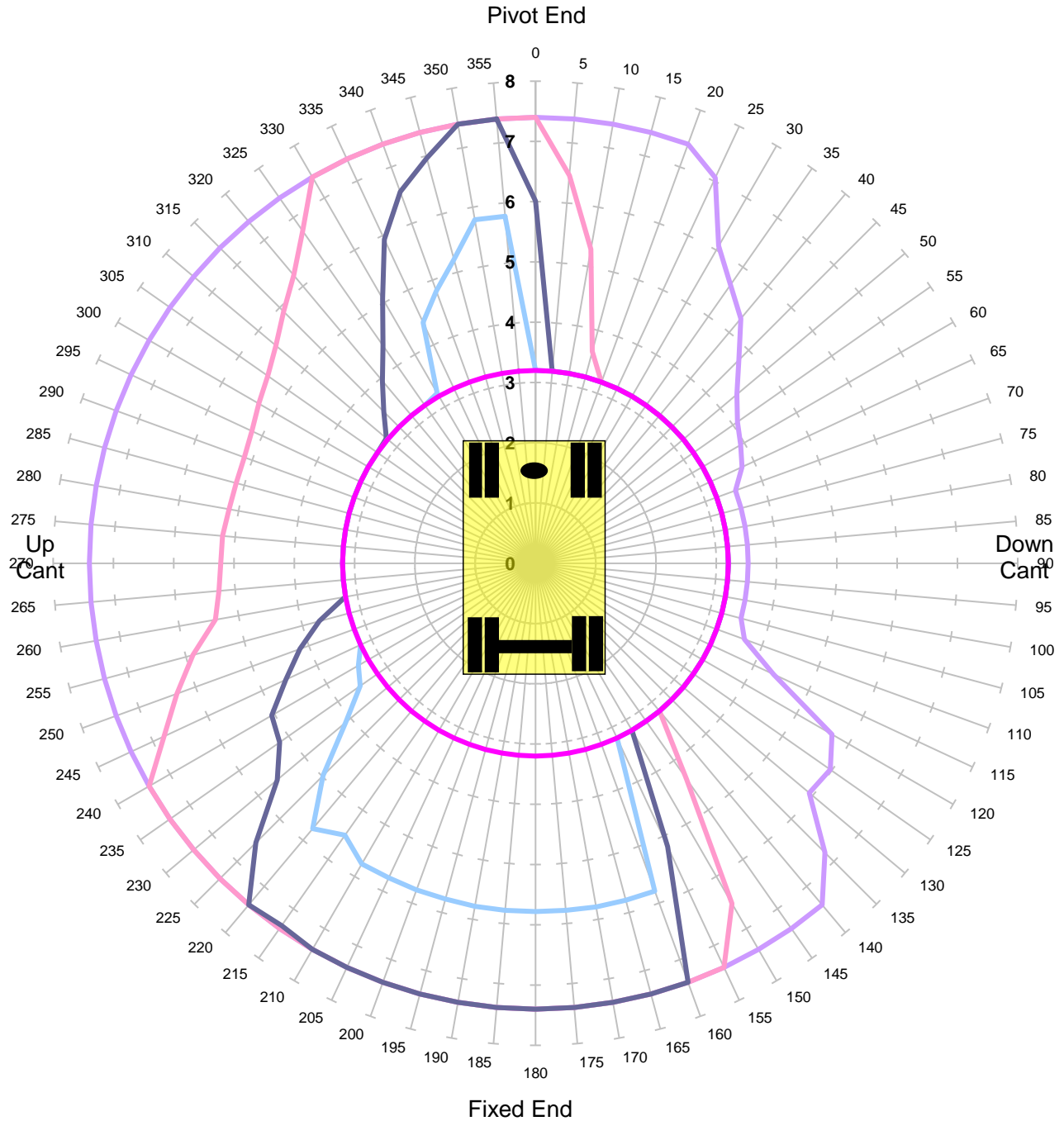
Adrian Phillips Engineering Ltd.

Specialists in Road and Rail Vehicles and Equipment

Case 988

Max Capacity Contours of Radius(m) Plots 3.1m Dipper
Gradient 1 in -25 Height 2m Lift BP

Unlocked Rail Cant -150mm



Units in Tonnes

- 1
- 2
- 3
- 4
- 6

MACHINE & MODEL:	Case 988	REFERENCE:	E0415
SERIAL No:	CGG0232253 Fleet No: 24	DATE OF CHART:	12-May-2017
EQUIPMENT:	4.30m + 2.10m	SAFETY FACTOR:	67.0%
COMMENT:			



Adrian Phillips Engineering Ltd.

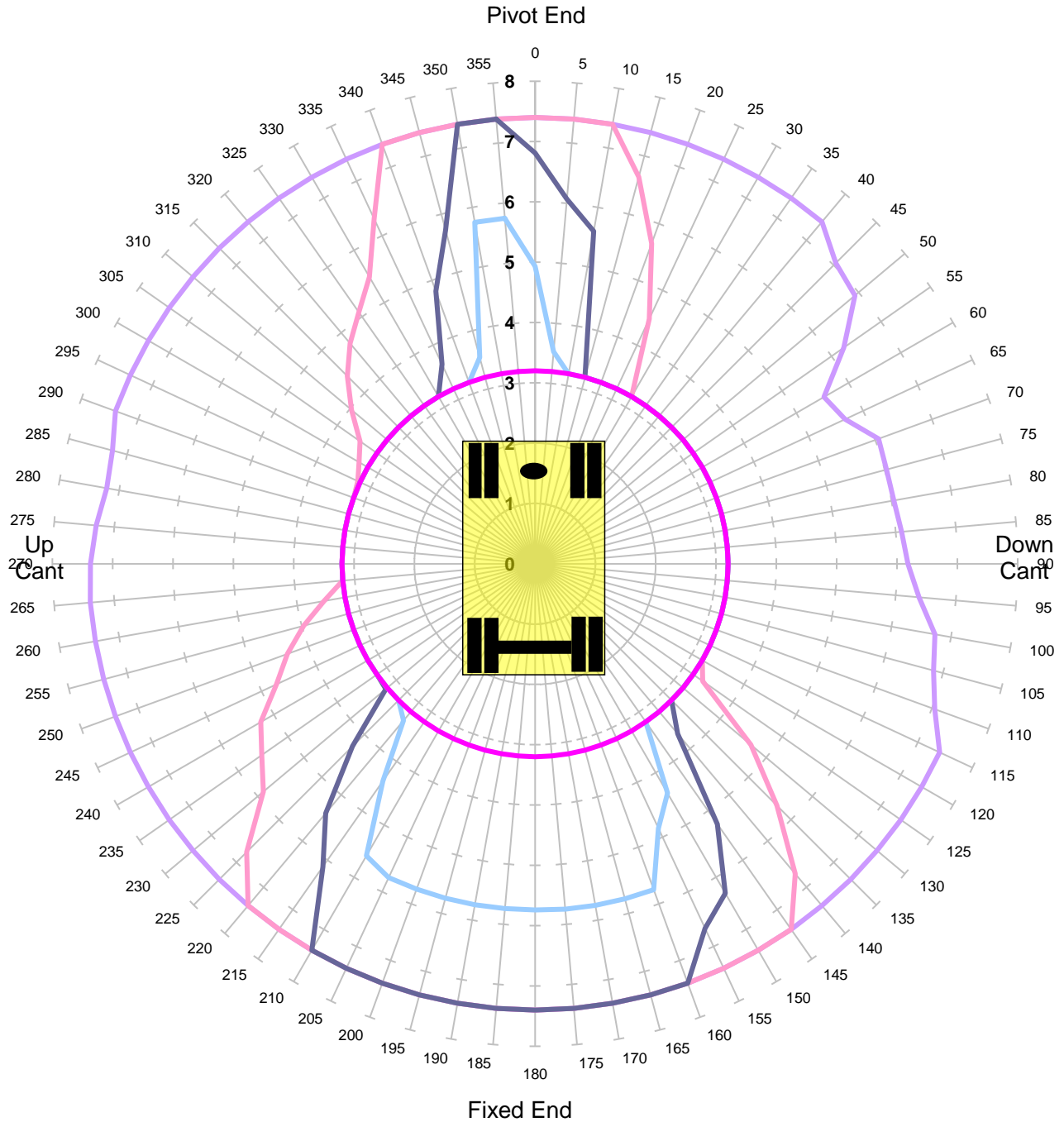
Specialists in Road and Rail Vehicles and Equipment

Case 988

Max Capacity Contours of Radius(m) Plots 3.1m Dipper

Gradient 1 in -25 Height 2m Lift BP

Unlocked Rail Cant -50mm



Units in Tonnes

— 1 — 2 — 3 — 4 — 6

MACHINE & MODEL:	Case 988	REFERENCE:	E0415
SERIAL No:	CGG0232253 Fleet No: 24	DATE OF CHART:	12-May-2017
EQUIPMENT:	4.30m + 2.10m	SAFETY FACTOR:	67.0%
COMMENT:			

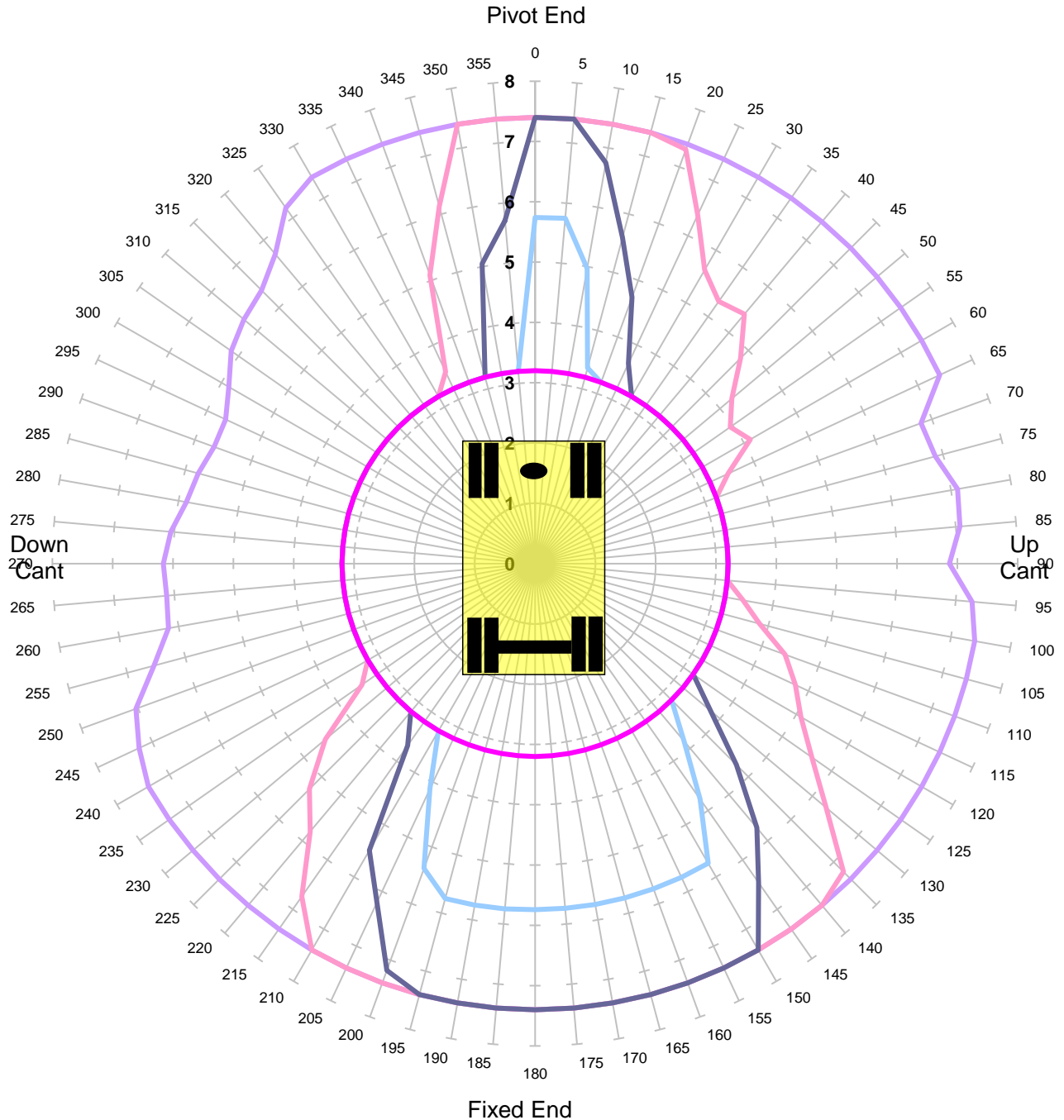


Case 988

Max Capacity Contours of Radius(m) Plots 3.1m Dipper

Gradient 1 in -25 Height 2m Lift BP

Unlocked Rail Cant 50mm



Units in Tonnes

- 1
- 2
- 3
- 4
- 6

MACHINE & MODEL:	Case 988	REFERENCE:	E0415
SERIAL No:	CGG0232253 Fleet No: 24	DATE OF CHART:	12-May-2017
EQUIPMENT:	4.30m + 2.10m	SAFETY FACTOR:	67.0%
COMMENT:			



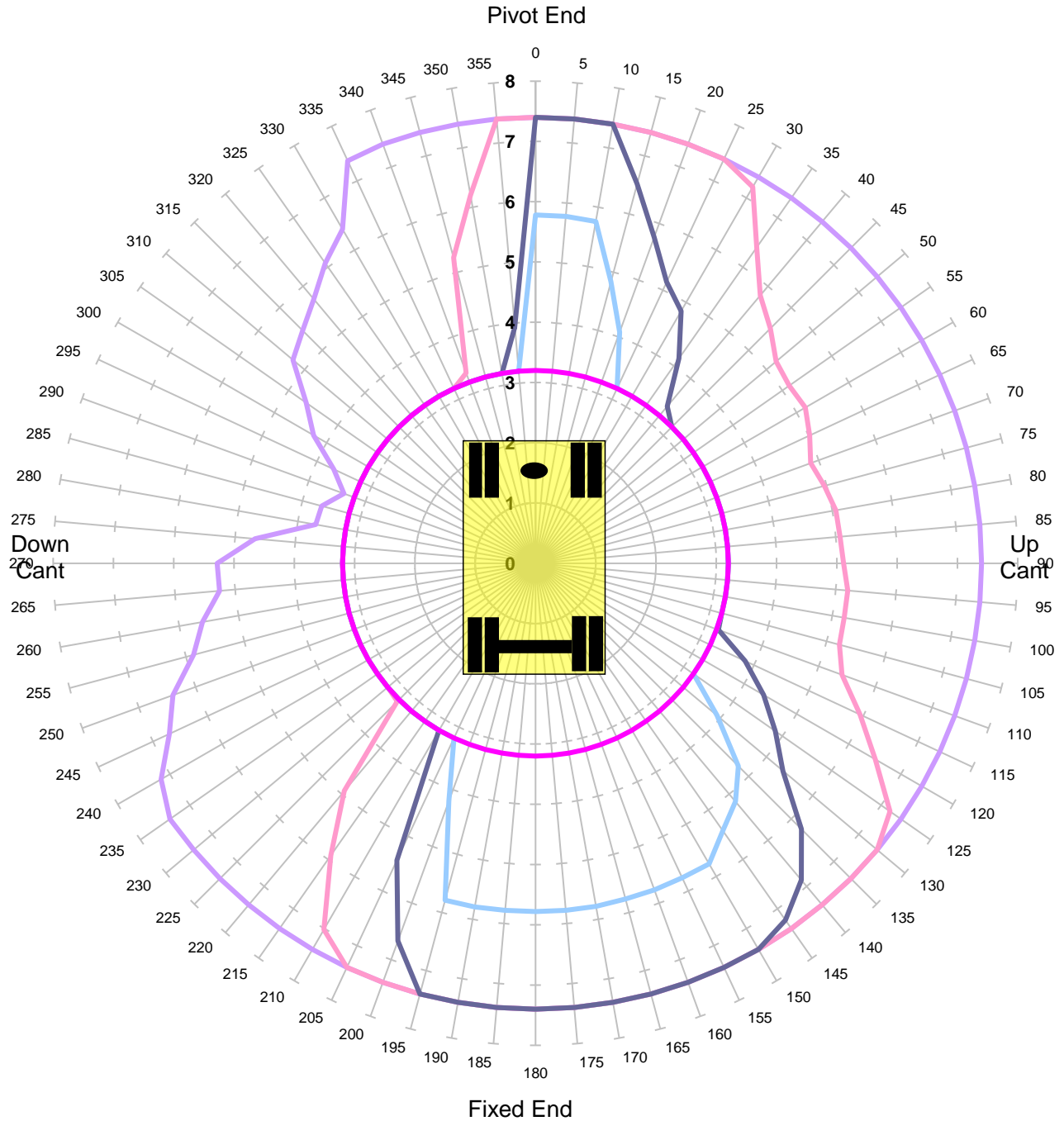
Adrian Phillips Engineering Ltd.

Specialists in Road and Rail Vehicles and Equipment

Case 988

Max Capacity Contours of Radius(m) Plots 3.1m Dipper
Gradient 1 in -25 Height 2m Lift BP

Unlocked Rail Cant 150mm



Units in Tonnes

- 1
- 2
- 3
- 4
- 6

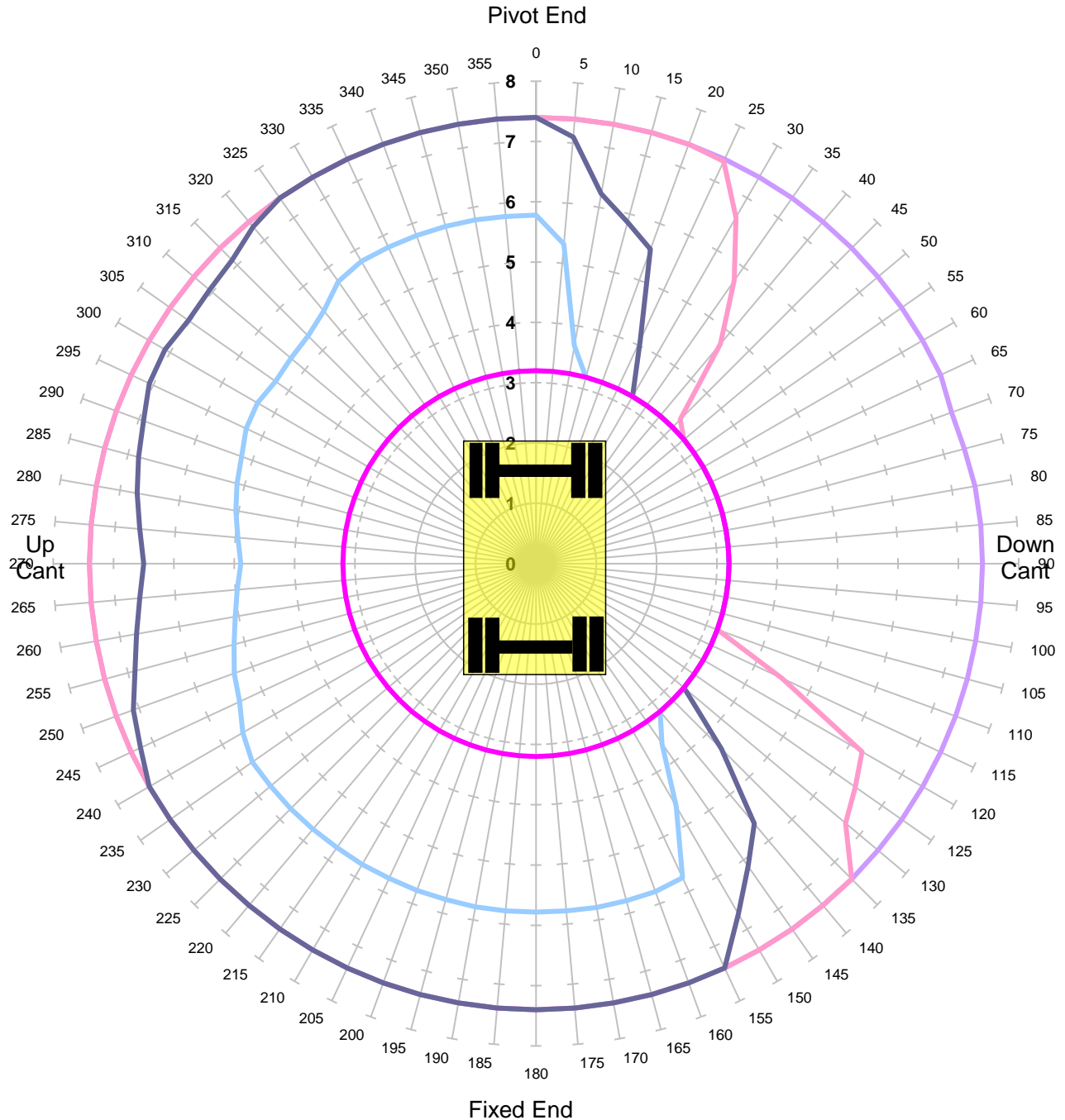
MACHINE & MODEL:	Case 988	REFERENCE:	E0415
SERIAL No:	CGG0232253 Fleet No: 24	DATE OF CHART:	12-May-2017
EQUIPMENT:	4.30m + 2.10m	SAFETY FACTOR:	67.0%
COMMENT:			



Case 988

Max Capacity Contours of Radius(m) Plots 3.1m Dipper
Gradient 1 in -25 Height 2m Lift BP

Locked Rail Cant -150mm



Units in Tonnes

1 2 3 4 6

MACHINE & MODEL:	Case 988	REFERENCE:	E0415
SERIAL No:	CGG0232253 Fleet No: 24	DATE OF CHART:	12-May-2017
EQUIPMENT:	4.30m + 2.10m	SAFETY FACTOR:	90.0%
COMMENT:			



Adrian Phillips Engineering Ltd.

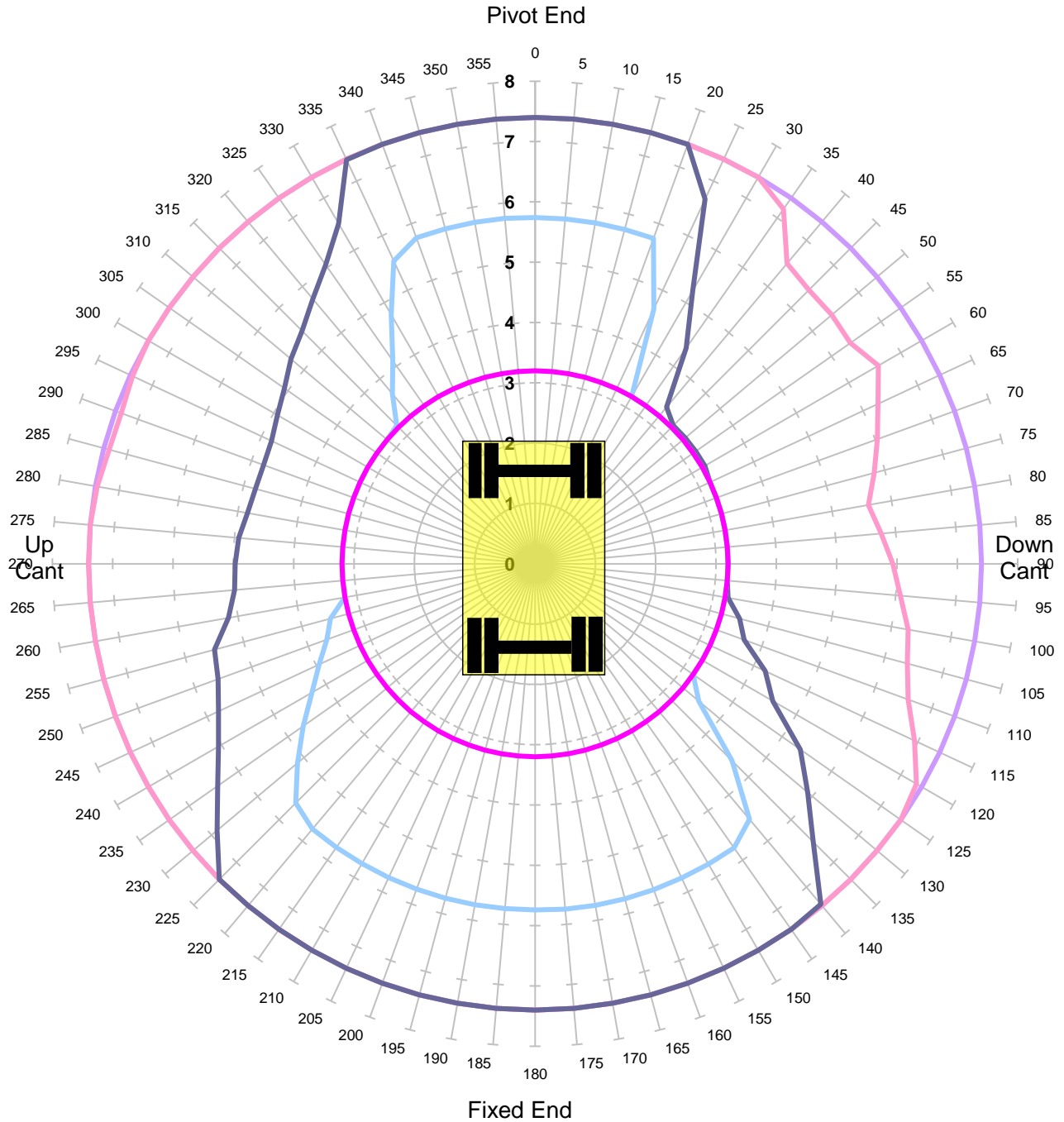
Specialists in Road and Rail Vehicles and Equipment

Case 988

Max Capacity Contours of Radius(m) Plots 3.1m Dipper

Gradient 1 in -25 Height 2m Lift BP

Locked Rail Cant -50mm



Units in Tonnes

- 1
- 2
- 3
- 4
- 6

MACHINE & MODEL:	Case 988	REFERENCE:	E0415
SERIAL No:	CGG0232253 Fleet No: 24	DATE OF CHART:	12-May-2017
EQUIPMENT:	4.30m + 2.10m	SAFETY FACTOR:	90.0%
COMMENT:			



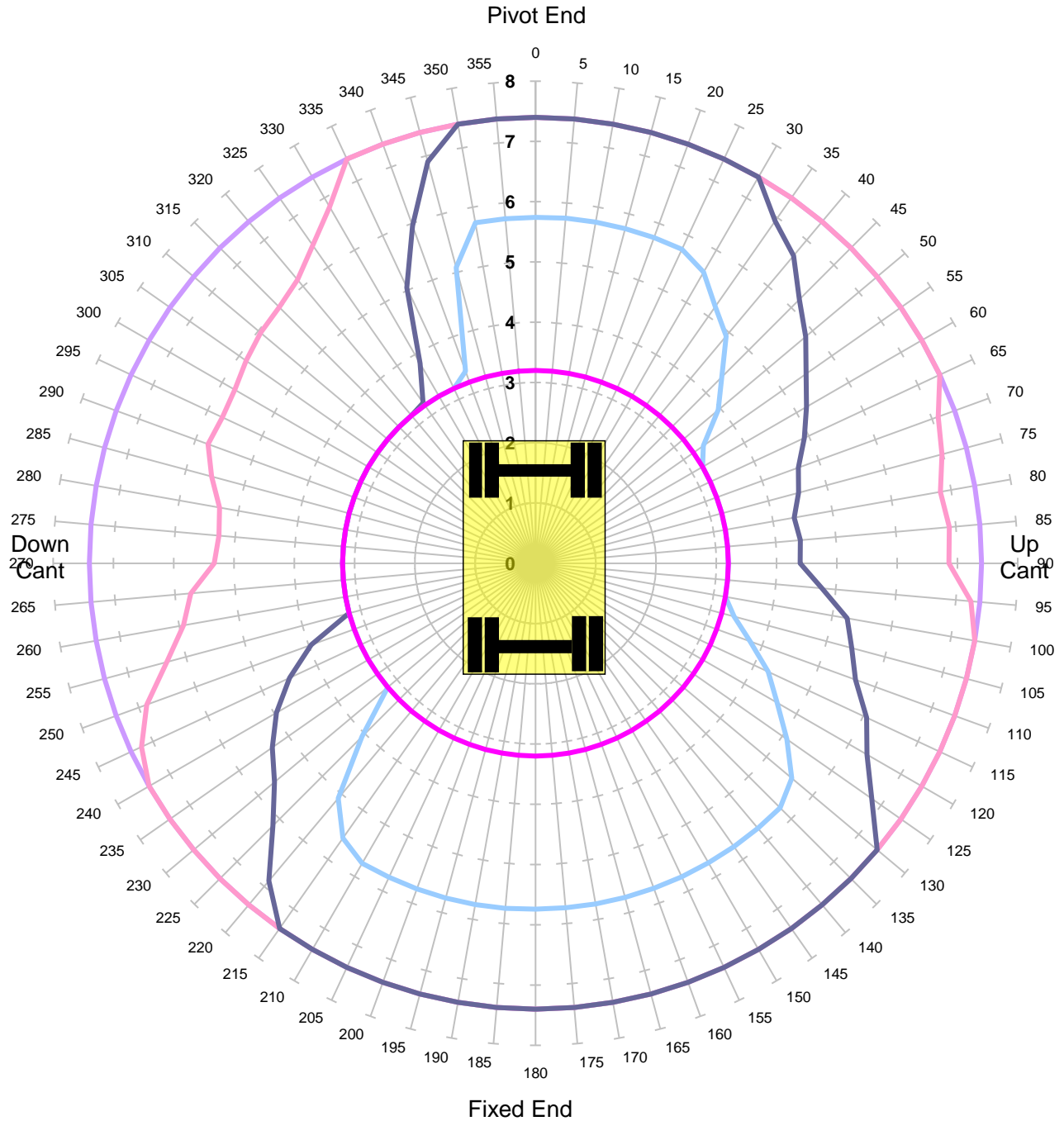
Adrian Phillips Engineering Ltd.

Specialists in Road and Rail Vehicles and Equipment

Case 988

Max Capacity Contours of Radius(m) Plots 3.1m Dipper
Gradient 1 in -25 Height 2m Lift BP

Locked Rail Cant 50mm



Units in Tonnes

- 1
- 2
- 3
- 4
- 6

MACHINE & MODEL:	Case 988	REFERENCE:	E0415
SERIAL No:	CGG0232253 Fleet No: 24	DATE OF CHART:	12-May-2017
EQUIPMENT:	4.30m + 2.10m	SAFETY FACTOR:	90.0%
COMMENT:			



Adrian Phillips Engineering Ltd.

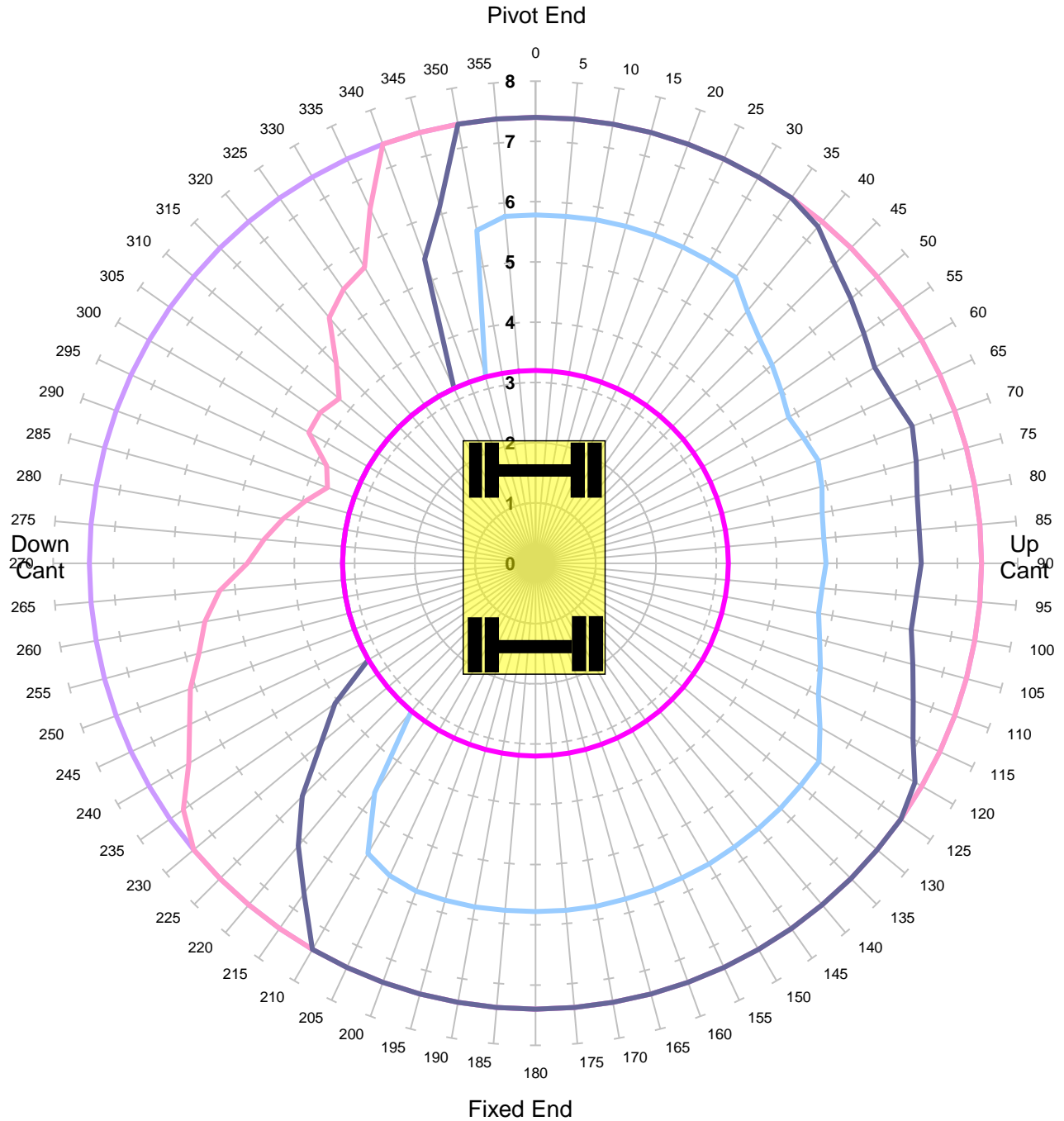
Specialists in Road and Rail Vehicles and Equipment

Case 988

Max Capacity Contours of Radius(m) Plots 3.1m Dipper

Gradient 1 in -25 Height 2m Lift BP

Locked Rail Cant 150mm



Units in Tonnes

- 1
- 2
- 3
- 4
- 6

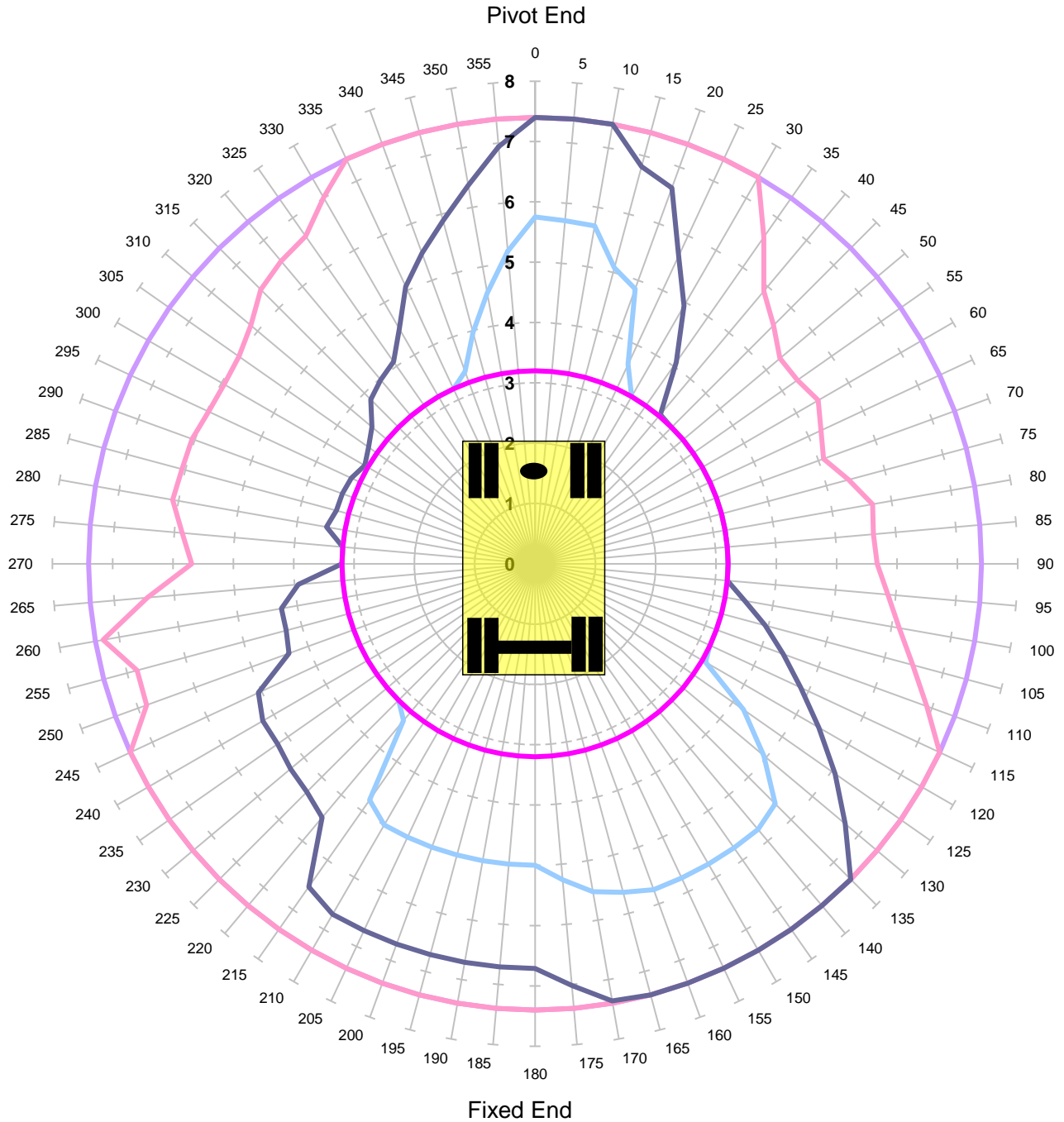
MACHINE & MODEL:	Case 988	REFERENCE:	E0415
SERIAL No:	CGG0232253 Fleet No: 24	DATE OF CHART:	12-May-2017
EQUIPMENT:	4.30m + 2.10m	SAFETY FACTOR:	90.0%
COMMENT:			



Case 988

Max Capacity Contours of Radius(m) Plots 3.1m Dipper
Level Ground Height 2m Lift BP

Unlocked Road



Units in Tonnes

— 1 — 2 — 3 — 4 — 6

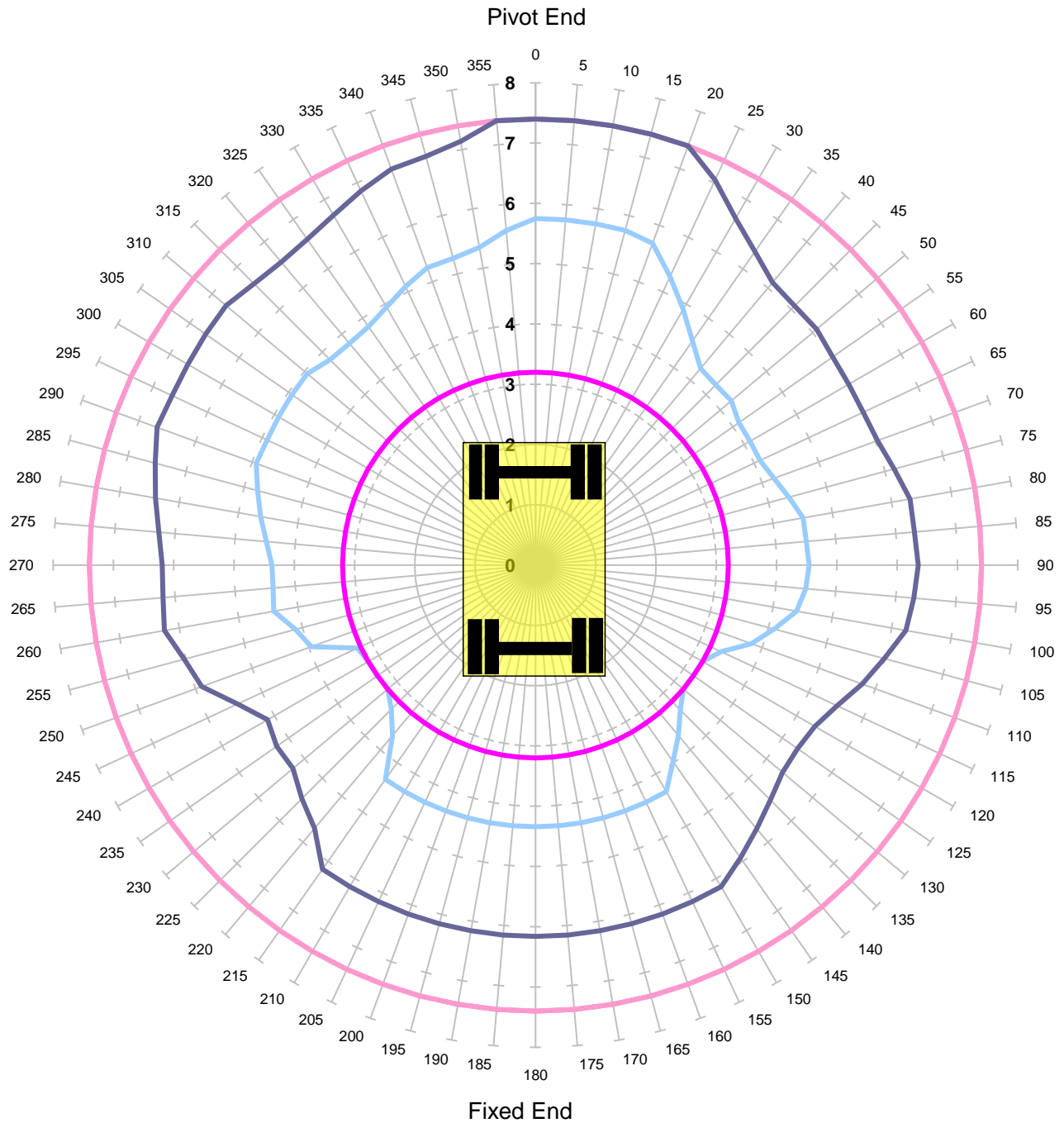
MACHINE & MODEL:	Case 988	REFERENCE:	E0415
SERIAL No:	CGG0232253 Fleet No: 24	DATE OF CHART:	12-May-2017
EQUIPMENT:	4.30m + 2.10m	SAFETY FACTOR:	75.0%
COMMENT:			



Case 988

Max Capacity Contours of Radius(m) Plots 3.1m Dipper
Level Ground Height 2m Lift BP

Locked Road



Units in Tonnes

— 1 — 2 — 3 — 4 — 6

MACHINE & MODEL:	Case 988	REFERENCE:	E0415
SERIAL No:	CGG0232253 Fleet No: 24	DATE OF CHART:	12-May-2017
EQUIPMENT:	4.30m + 2.10m	SAFETY FACTOR:	75.0%
COMMENT:			