







RCI CHECK SHEET


Date:	21/08/18				
Owner:	BRADSTIAN				
Machine:	CASE 988				
Serial No:	232254				
Plant No:	PN 35	Location:	ELLESMERE PORT		
NWR No:	99709 940588-5	Hours:	6827		
Equipment to be used:	Calibrated load cell	ID No:	KNOWN WEIGHT	Cal exp date:	KNOWN WEIGHT

	Displayed Radius	Measured Radius	Known Weight	RCI Function Pass / Fail
Max Radius	7.13m	7.12m		PASS
Mid Radius	5.30m	5.28m		PASS
Min Radius	2.81m	2.83m		PASS
Large Weight			1940KG	PASS
Small Weight			1180KG	PASS
Slew Limit	Left 	Motion cut <input checked="" type="checkbox"/>	Right 	Motion cut <input checked="" type="checkbox"/>
Height Limit	Boom 	Dipper 	Artic Boom 	Motion Cut <input checked="" type="checkbox"/>

Method: NO DATA LOGGING FUNCTION.

1. Set a maximum radius of machine taken from the duty charts and then tape from the centre of the slew ring to the centre of the lifting hook.
2. Record both the displayed radius on the RCI screen and the actual taped measurement.
3. Repeat for the minimum chart radius plus a mid-point check and also record as above.
4. If radius check OK, proceed to carry out steps 5-8. If not, DO NOT proceed but arrange corrective action.
5. Lift a weight using the calibrated load cell to exceed rated capacity for a radius, check the overload alarm sounds, the display warning and motion cuts.
6. Repeat step 5 using a smaller weight checking in 3 duty's at various radius.
7. Check the results are within the calibration as specified by the system manufacturer i.e.: +/- 5%
8. Check slew left and right for operation of limitation and motion cuts are applied in both directions.
9. Check excavator arm height for operation of limitation and motion cuts are applied according to the machine acceptance certificate.
10. Function test audible overload warning alarm.
11. Check blue RCI system condition lights and orange spaceguard system condition lights if applicable.
12. Report any findings which require further clarification or attention.

As the engineer responsible for executing this test, I can confirm that I am independent from the design, manufacture, construction marketing and maintenance of the machine under test. I confirm that I have used calibrated equipment and had the relevant training required.

Engineer:	B. FELL	Signed:	
As a Manager of AJH Plant I can confirm that this inspection/test was executed by a suitably qualified service engineer.			
Manager:	A Hargreaves	Signed:	