

MACHINE TYPE	CASE CX135SR
SERIAL No	13U0372
BOGIE No	1953
EQUIPMENT	4m73 Monoboam + 2m10 dipper
DATE	01 December 2004

THIS MACHINE IF EQUIPPED WITH A *LIFTWATCH 5R* RATED CAPACITY INDICATOR. THIS RCI IS DESIGNED TO COMPLY WITH RAILTRACK STANDARD GM/RT1300. PLEASE READ AND FULLY UNDERSTAND THE OPERATING INSTRUCTIONS BEFORE USING THIS EQUIPMENT.

<b>1a</b>	ROAD	LEVEL ROAD @ 71% of tipping load										
	SECTOR	360°										
	OSC. AXLE	N/A										
	2.0	2.5	3.0	3.5	4.0	4.5	5.0	5.5	6.0	6.5	7.0	
7.0			4.52a	4.27a	3.32a							
6.0			4.15a	4.27a	4.29a	3.64	3.03					
5.0		3.85a	4.13a	4.34a	4.40	3.62	3.04	2.59				
4.0		6.31a	5.85a	5.34	4.27	3.53	2.98	2.56	2.22			
3.0				5.06	4.09	3.40	2.90	2.50	2.18	1.92		
2.0				4.79	3.90	3.27	2.80	2.43	2.13	1.89		
1.0				4.60	3.76	3.16	2.71	2.37	2.09	1.86		
0.0			4.46a	4.52	3.68	3.09	2.66	2.32	2.06	1.84		
-1.0		4.80a	5.85	4.50	3.65	3.06	2.63	2.31	2.05			
-2.0		8.07b	5.90	4.53	3.67	3.08	2.65	2.32				
-3.0		6.23b	5.73b	4.61	3.74	3.14	2.72					
-4.0												

NOTES	Radius/height are given in METRES. Loads are given in TONNES, and assume that the load is suspended vertically below the bucket pin with no other equipment attached.	
PAGE	1 of 7	<b>PROLEC</b>

MACHINE TYPE	CASE CX135SR
SERIAL No	13U0372
BOGIE No	1953
EQUIPMENT	4m73 Monoboom + 2m10 dipper
DATE	01 December 2004

<b>2a i6!</b>	RAIL	0 to 50mm CANT @ 66% of tipping load
	SECTOR	±45° over fixed axle
	OSC. AXLE	FLOAT (LIFT & CARRY)



	2.0	2.5	3.0	3.5	4.0	4.5	5.0	5.5	6.0	6.5	7.0
7.0			2.68	2.14	1.74						
6.0			2.68	2.15	1.76	1.47	1.23				
5.0		3.30	2.57	2.08	1.71	1.44	1.22	1.04	0.82		
4.0			2.37	1.93	1.61	1.37	1.17	1.00	0.81		
3.0				1.75	1.48	1.27	1.10	0.95	0.76	0.60	
2.0				1.58	1.36	1.18	1.03	0.87	0.70	0.56	
1.0				1.47	1.27	1.10	0.97	0.80	0.65	0.53	
0.0			1.73	1.43	1.22	1.06	0.91	0.75	0.62	0.51	
-1.0		2.20	1.74	1.43	1.21	1.05	0.90	0.74	0.62		
-2.0		2.25	1.77	1.46	1.23	1.07	0.92	0.78			
-3.0		2.33	1.85	1.52	1.29	1.13					
-4.0											

<b>2a i6!</b>	RAIL	0 to 50mm CANT @ 66% of tipping load
	SECTOR	±45° over fixed axle
	OSC. AXLE	LOCKED (STATIC LIFT ONLY)

	2.0	2.5	3.0	3.5	4.0	4.5	5.0	5.5	6.0	6.5	7.0
7.0			3.46	2.85	2.39						
6.0			3.45	2.86	2.41	2.06	1.78				
5.0		3.99a	3.36	2.79	2.37	2.03	1.77	1.54	1.35		
4.0			3.17	2.66	2.27	1.97	1.72	1.52	1.34		
3.0				2.49	2.15	1.88	1.66	1.47	1.31	1.17	
2.0				2.33	2.03	1.79	1.59	1.42	1.27	1.15	
1.0				2.24	1.95	1.72	1.53	1.38	1.24	1.12	
0.0			2.59	2.20	1.91	1.68	1.50	1.35	1.22	1.11	
-1.0		3.19	2.61	2.20	1.90	1.67	1.49	1.34	1.22		
-2.0		3.23	2.64	2.22	1.92	1.69	1.51	1.37			
-3.0		3.31	2.70	2.28	1.97	1.74					
-4.0											

**NOTES** Radius/height are given in METRES. Loads are given in TONNES, and assume that the load is suspended vertically below the bucket pin with no other equipment attached.

MACHINE TYPE	CASE CX135SR
SERIAL No	13U0372
BOGIE No	1953
EQUIPMENT	4m73 Monoboom + 2m10 dipper
DATE	01 December 2004

<b>2b i6!</b>	RAIL	0 to 50mm CANT @ 66% of tipping load
	SECTOR	±45° to ±135° Operation
	OSC. AXLE	FLOAT (LIFT & CARRY)



0-50mm


	2.0	2.5	3.0	3.5	4.0	4.5	5.0	5.5	6.0	6.5	7.0
7.0			2.08	1.61	1.27						
6.0			2.08	1.62	1.29	1.04	0.78				
5.0		2.60	1.97	1.54	1.24	1.01	0.76	0.53	0.33		
4.0			1.75	1.40	1.14	0.92	0.68	0.49	0.32		
3.0				1.20	1.00	0.77	0.58	0.41	0.27	0.14	
2.0				1.02	0.82	0.63	0.46	0.33	0.21	0.10	
1.0				0.88	0.68	0.51	0.37	0.26	0.15	0.07	
0.0			1.07	0.82	0.61	0.45	0.32	0.21	0.12	0.05	
-1.0		1.42	1.08	0.82	0.59	0.43	0.30	0.20	0.12		
-2.0		1.47	1.12	0.86	0.62	0.45	0.33	0.24			
-3.0		1.56	1.20	0.96	0.71	0.55					
-4.0											

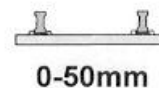
<b>2b i6!</b>	RAIL	0 to 50mm CANT @ 66% of tipping load
	SECTOR	±45° to ±135° Operation
	OSC. AXLE	LOCKED (STATIC LIFT ONLY)

	2.0	2.5	3.0	3.5	4.0	4.5	5.0	5.5	6.0	6.5	7.0
7.0			3.45	2.52	1.92						
6.0			3.44	2.53	1.95	1.54	1.23				
5.0		3.99a	3.28	2.43	1.88	1.50	1.22	1.00	0.72		
4.0			2.97	2.23	1.75	1.41	1.16	0.96	0.71		
3.0				1.97	1.57	1.29	1.07	0.87	0.65	0.47	
2.0				1.73	1.41	1.17	0.98	0.77	0.58	0.43	
1.0				1.58	1.29	1.08	0.88	0.68	0.52	0.39	
0.0			2.00	1.53	1.23	1.02	0.82	0.63	0.48	0.37	
-1.0		2.92	2.01	1.52	1.22	1.01	0.79	0.62	0.48		
-2.0		3.00	2.07	1.56	1.24	1.03	0.83	0.66			
-3.0		3.15	2.18	1.65	1.32	1.10					
-4.0											


**NOTES** Radius/height are given in METRES. Loads are given in TONNES, and assume that the load is suspended vertically below the bucket pin with no other equipment attached.

MACHINE TYPE	CASE CX135SR
SERIAL No	13U0372
BOGIE No	1953
EQUIPMENT	4m73 Monoboom + 2m10 dipper
DATE	01 December 2004

<b>2c</b> 	RAIL	0 to 50mm CANT @ 66% of tipping load
	SECTOR	±45° over oscillating axle
	OSC. AXLE	FLOAT (LIFT & CARRY)



	2.0	2.5	3.0	3.5	4.0	4.5	5.0	5.5	6.0	6.5	7.0
7.0			2.28	1.79	1.42						
6.0			2.27	1.80	1.45	1.18	0.97				
5.0		2.83	2.17	1.72	1.40	1.15	0.95	0.71	0.49		
4.0			1.95	1.57	1.29	1.08	0.87	0.66	0.48		
3.0				1.38	1.16	0.98	0.77	0.58	0.43	0.29	
2.0				1.20	1.03	0.84	0.66	0.50	0.37	0.25	
1.0				1.10	0.92	0.73	0.57	0.43	0.32	0.22	
0.0			1.29	1.06	0.85	0.66	0.51	0.39	0.28	0.20	
-1.0		1.68	1.30	1.05	0.84	0.64	0.50	0.38	0.28		
-2.0		1.73	1.34	1.08	0.87	0.67	0.52	0.42			
-3.0		1.82	1.41	1.15	0.96	0.76					
-4.0											

<b>2c</b> 	RAIL	0 to 50mm CANT @ 66% of tipping load
	SECTOR	±45° over oscillating axle
	OSC. AXLE	LOCKED (STATIC LIFT ONLY)

	2.0	2.5	3.0	3.5	4.0	4.5	5.0	5.5	6.0	6.5	7.0
7.0			4.05	2.89	2.17						
6.0			4.04	2.90	2.20	1.73	1.38				
5.0		3.99a	3.86	2.79	2.13	1.69	1.36	1.11	0.86		
4.0			3.51	2.57	1.99	1.59	1.30	1.07	0.85		
3.0				2.28	1.80	1.46	1.21	1.01	0.79	0.59	
2.0				2.02	1.62	1.33	1.11	0.93	0.72	0.54	
1.0				1.86	1.49	1.23	1.04	0.84	0.66	0.50	
0.0			2.42	1.80	1.43	1.18	0.99	0.79	0.62	0.48	
-1.0		3.70	2.44	1.80	1.42	1.16	0.98	0.77	0.62		
-2.0		3.80	2.50	1.84	1.44	1.18	1.00	0.82			
-3.0		3.98	2.62	1.93	1.52	1.26					
-4.0											

**NOTES** Radius/height are given in METRES. Loads are given in TONNES, and assume that the load is suspended vertically below the bucket pin with no other equipment attached.

MACHINE TYPE	CASE CX135SR
SERIAL No	13U0372
BOGIE No	1953
EQUIPMENT	4m73 Monoboom + 2m10 dipper
DATE	01 December 2004

<b>3a i6!</b>	RAIL	50 to 150mm CANT @ 66% of tipping load
	SECTOR	±45° over fixed axle
	OSC. AXLE	FLOAT (LIFT & CARRY)



50-150mm

	2.0	2.5	3.0	3.5	4.0	4.5	5.0	5.5	6.0	6.5	7.0
7.0			1.84	1.47	1.18						
6.0			1.84	1.47	1.20	0.99	0.72				
5.0		2.22	1.74	1.41	1.16	0.95	0.71	0.51	0.32		
4.0			1.56	1.28	1.06	0.85	0.64	0.46	0.31		
3.0				1.11	0.92	0.72	0.54	0.39	0.26	0.14	
2.0				0.94	0.75	0.58	0.44	0.32	0.21	0.11	
1.0				0.80	0.62	0.48	0.36	0.25	0.16	0.08	
0.0			0.98	0.74	0.56	0.42	0.31	0.21	0.13	0.06	
-1.0		1.25	0.99	0.74	0.55	0.40	0.29	0.20	0.13		
-2.0		1.29	1.02	0.77	0.58	0.43	0.31	0.24			
-3.0		1.37	1.09	0.86	0.65	0.51					
-4.0											

<b>3a i6!</b>	RAIL	50 to 150mm CANT @ 66% of tipping load
	SECTOR	±45° over fixed axle
	OSC. AXLE	LOCKED (STATIC LIFT ONLY)


	2.0	2.5	3.0	3.5	4.0	4.5	5.0	5.5	6.0	6.5	7.0
7.0			2.84	2.24	1.80						
6.0			2.83	2.24	1.82	1.50	1.25				
5.0		3.55	2.72	2.17	1.77	1.47	1.24	1.05	0.83		
4.0			2.50	2.01	1.66	1.40	1.19	1.02	0.82		
3.0				1.81	1.52	1.30	1.11	0.96	0.77	0.60	
2.0				1.63	1.39	1.20	1.04	0.88	0.71	0.56	
1.0				1.52	1.30	1.12	0.98	0.80	0.65	0.52	
0.0			1.81	1.48	1.25	1.08	0.93	0.76	0.62	0.51	
-1.0		2.35	1.82	1.48	1.24	1.07	0.91	0.75	0.62		
-2.0		2.40	1.86	1.51	1.26	1.08	0.94	0.79			
-3.0		2.49	1.93	1.57	1.32	1.15					
-4.0											

**NOTES** Radius/height are given in METRES. Loads are given in TONNES, and assume that the load is suspended vertically below the bucket pin with no other equipment attached.

**PAGE** 5 of 7

**PROLEC**


MACHINE TYPE	CASE CX135SR
SERIAL No	13U0372
BOGIE No	1953
EQUIPMENT	4m73 Monoboom + 2m10 dipper
DATE	01 December 2004

<b>3b</b> 	RAIL	50 to 150mm CANT @ 66% of tipping load
	SECTOR	±45° to ±135° Operation
	OSC. AXLE	FLOAT (LIFT & CARRY)



50-150mm

	2.0	2.5	3.0	3.5	4.0	4.5	5.0	5.5	6.0	6.5	7.0
7.0			1.68	1.31	1.03						
6.0			1.67	1.31	1.05	0.78	0.52				
5.0		2.05	1.57	1.24	1.00	0.73	0.50	0.31	0.13		
4.0			1.38	1.11	0.87	0.63	0.43	0.27	0.13		
3.0				0.90	0.67	0.49	0.33	0.19	0.08	0.00	
2.0				0.65	0.49	0.35	0.22	0.11	0.02	0.00	
1.0				0.50	0.36	0.24	0.14	0.05	0.00	0.00	
0.0			0.65	0.44	0.29	0.18	0.08	0.00	0.00	0.00	
-1.0	1.00	0.66	0.44	0.28	0.16	0.07	0.00	0.00			
-2.0	1.05	0.72	0.48	0.31	0.18	0.09	0.03				
-3.0	1.13	0.82	0.57	0.39	0.27						
-4.0											

<b>3b</b> 	RAIL	50 to 150mm CANT @ 66% of tipping load
	SECTOR	±45° to ±135° Operation
	OSC. AXLE	LOCKED (STATIC LIFT ONLY)


	2.0	2.5	3.0	3.5	4.0	4.5	5.0	5.5	6.0	6.5	7.0
7.0			2.49	1.85	1.41						
6.0			2.48	1.86	1.44	1.14	0.86				
5.0		3.30	2.35	1.77	1.38	1.10	0.84	0.58	0.35		
4.0			2.08	1.59	1.26	1.01	0.75	0.53	0.34		
3.0				1.36	1.10	0.87	0.63	0.44	0.28	0.14	
2.0				1.14	0.93	0.70	0.51	0.35	0.22	0.10	
1.0				1.01	0.77	0.57	0.41	0.27	0.16	0.06	
0.0			1.23	0.96	0.69	0.49	0.34	0.22	0.12	0.04	
-1.0	1.75	1.25	0.95	0.67	0.47	0.32	0.21	0.12			
-2.0	1.82	1.30	0.99	0.71	0.50	0.35	0.25				
-3.0	1.94	1.39	1.07	0.81	0.61						
-4.0											

NOTES Radius/height are given in METRES. Loads are given in TONNES, and assume that the load is suspended vertically below the bucket pin with no other equipment attached.

PAGE 6 of 7


**PROLEC**

MACHINE TYPE	CASE CX135SR
SERIAL No	13U0372
BOGIE No	1953
EQUIPMENT	4m73 Monoboom + 2m10 dipper
DATE	01 December 2004

<b>3c</b> 	RAIL	50 to 150mm CANT @ 66% of tipping load
	SECTOR	±45° over oscillating axle
	OSC. AXLE	FLOAT (LIFT & CARRY)



	2.0	2.5	3.0	3.5	4.0	4.5	5.0	5.5	6.0	6.5	7.0
7.0			1.75	1.39	1.11						
6.0			1.75	1.40	1.14	0.91	0.64				
5.0		2.11	1.65	1.33	1.09	0.86	0.63	0.43	0.25		
4.0			1.47	1.20	1.00	0.76	0.56	0.39	0.24		
3.0				1.03	0.82	0.63	0.46	0.32	0.20	0.08	
2.0				0.82	0.65	0.49	0.36	0.24	0.14	0.05	
1.0				0.68	0.52	0.39	0.28	0.18	0.09	0.01	
0.0			0.85	0.62	0.46	0.33	0.23	0.14	0.06	0.00	
-1.0		1.14	0.86	0.62	0.45	0.31	0.21	0.13	0.06		
-2.0		1.18	0.92	0.66	0.47	0.34	0.23	0.16			
-3.0		1.26	1.00	0.74	0.55	0.42					
-4.0											

<b>3c</b> 	RAIL	50 to 150mm CANT @ 66% of tipping load
	SECTOR	±45° over oscillating axle
	OSC. AXLE	LOCKED (STATIC LIFT ONLY)

	2.0	2.5	3.0	3.5	4.0	4.5	5.0	5.5	6.0	6.5	7.0
7.0			2.17	1.75	1.42						
6.0			2.16	1.75	1.44	1.20	1.00				
5.0		2.61	2.07	1.68	1.40	1.17	0.99	0.77	0.56		
4.0			1.88	1.55	1.30	1.11	0.93	0.73	0.55		
3.0				1.38	1.18	1.02	0.84	0.66	0.51	0.37	
2.0				1.23	1.07	0.91	0.73	0.58	0.45	0.33	
1.0				1.13	0.99	0.81	0.65	0.52	0.40	0.30	
0.0			1.30	1.10	0.93	0.75	0.60	0.48	0.37	0.29	
-1.0		1.64	1.31	1.09	0.92	0.73	0.58	0.47	0.37		
-2.0		1.68	1.35	1.12	0.94	0.75	0.61	0.50			
-3.0		1.76	1.41	1.17	1.01	0.84					
-4.0											

**NOTES** Radius/height are given in METRES. Loads are given in TONNES, and assume that the load is suspended vertically below the bucket pin with no other equipment attached.