







**RCI CHECK SHEET**

Date:	18/06/2021	
Owner:	Allan J Hargreaves Plant Engineers Ltd / William Bradshaw / William Bradshaw	
Machine:	DOOSAN DX170	
Serial No:	5135	


Plant No:	74	Location:	Ellesmere Port
POV No:	99709940738-6	Hours:	4005

Equipment to be used:	Calibrated Load Cell	ID No	TESTED AGAINST KNOWN WEIGHT	Cal Exp Date	
	Displayed Radius	Measured Radius	Known Weight	RCI Function Pass / Fail	
Max Radius	7.12	7.06		PASS	
Mid Radius	5.41	5.35		PASS	
Min Radius	3.78	3.72		PASS	
Large Weight			1980kg	PASS	
Small Weight			1140kg	PASS	
Slew Limit	Left 	Motion cut Yes	Right 	Motion cut Yes	
Height Limit	Boom 	Dipper 	Artic Boom 	Motion cut Yes	


**Method:**

1. Set a maximum radius of machine taken from the duty charts and then tape from the centre of the slew ring to the centre of the lifting hook.
2. Record both the displayed radius on the RCI screen and the actual taped measurement.
3. Repeat for the minimum chart radius plus a mid-point check and also record as above.
4. If radius check OK, proceed to carry out steps 5-8. **If not, DO NOT proceed but arrange corrective action.**
5. Lift a weight using the calibrated load cell to exceed rated capacity for a radius, check the overload alarm sounds, the display warning and motion cuts.
6. Repeat step 5 using a smaller weight checking in 3 duty's at various radius.
7. Check the results are within the calibration as specified by the system manufacturer i.e.: + / - 5%
8. Check slew left and right for operation of limitation and motion cuts are applied in both directions.
9. Check excavator arm height for operation of limitation and motion cuts are applied according to the machine acceptance certificate.
10. Function test audible overload warning alarm.
11. Check blue RCI system condition lights and orange spaceguard system condition lights if applicable.
12. Report any findings which require further clarification or attention.

As the engineer responsible for executing this test, I can confirm that I am independent from the design, manufacture, construction marketing and maintenance of the machine under test. I confirm that I have used calibrated equipment and had the relevant training required.

Engineer: Alex Reed	Signed: 
---------------------	---

As an Approver of AJH Plant I can confirm that this inspection/test was executed by a suitably qualified service engineer.

Approver: Sam Garrity	Signed: 
-----------------------	---