







**WILLIAM
BRADSHAW**

ANNUAL EXCAVATOR SLI CHECK SHEET

| | | | | | |
|------------------------|---|---|---|---------------|-------------------------------------|
| MAKE/MODEL: | CASE 988 | DATE OF INSPECTION: | 14/06/23 | | |
| ENGINEER: | B. FELL | SIGNATURE: |  | | |
| | | NEXT INSPECTION: | 14/06/23 | | |
| | | FLEET NO: | 83 | | |
| MAX. RADIUS | Displayed Radius | Measured Radius | Known Weight | Screen Weight | ASLI Function Pass/Fail |
| | 6.52M | 6.54M | | | PASS |
| MID. RADIUS | | | | | |
| | 5.48M | 5.44M | | | PASS |
| MIN. RADIUS | | | | | |
| | 4.37M | 4.39M | | | PASS |
| LARGE WEIGHT | | | | | |
| | | | 1940KG | 1960KG | PASS |
| SMALL WEIGHT | | | | | |
| | | | 1180KG | 1190KG | PASS |
| SLEW LIMIT | LEFT: | MOTION CUT: | RIGHT: | | MOTION CUT: |
| |  | <input checked="" type="checkbox"/> |  | | <input checked="" type="checkbox"/> |
| HEIGHT LIMIT | BOOM: | DIPPER: | ARTIC BOOM: | | MOTION CUT: |
| |  |  |  | | <input checked="" type="checkbox"/> |
| DATA LOGGER DOWNLOADED | YES (Tick) | | DATA LOGGER RECORDING OK | YES (Tick) | |
| | | | | | <input checked="" type="checkbox"/> |

METHOD:

1. Set at maximum radius of machine taken from the duty charts and then tape from the centre of the slew ring to the centre of the lifting hook.
2. Record both the displayed radius and the actual taped measurement.
3. Repeat for the minimum chart radius plus a mid-point check and record as above.
4. If radius checks okay, proceed with steps 5 – 8. **IF NOT – DO NOT PROCEED but arrange corrective action.**
5. Lift a known weight at the max. radius detailed in the charts for that weight.
6. Repeat this using a small known weight.
7. Check the results are within the calibration as specified by PROLEC.
8. Check **slew left and right** for operation of limitation and motion cuts in both directions.
9. Check excavator arm height limitation and motion cuts against machine acceptance certificate.
10. **REPORT ANY FINDINGS WHICH REQUIRE FURTHER CLARIFICATION OR ATTENTION.**

| | |
|---------------|-------------|
| Issue No: | 4.1 |
| Issue Date: | Oct 2016 |
| No of Pages: | Page 1 of 1 |
| Document Ref: | WBP-LAFT 01 |